



## ASSET BACKED ARBITRAGED SECURITIES (PROPRIETARY) LIMITED

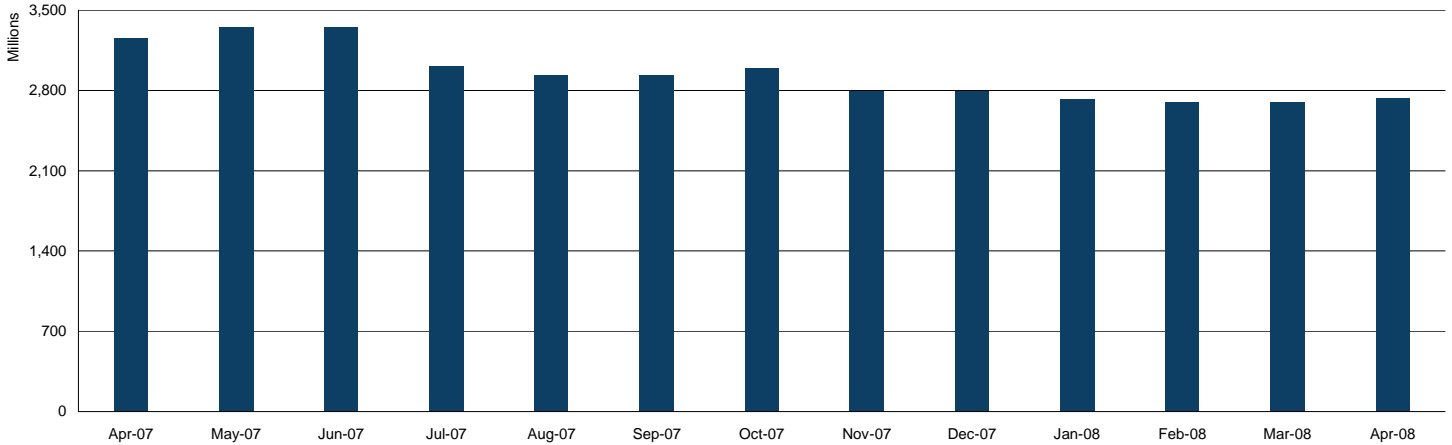
(Incorporated with limited liability under Registration Number 2002/019991/07 in the Republic of South Africa)

**ABACAS Horizon Series (Series 4)**

**30 April 2008**

Debt Instruments Outstanding									
Stock Code	Certificate Number	Moody's	Issue Date	Maturity Date	Days to Maturity	Issue Price	Face Value	Weighting	
ABD92	S4 / CP00092	P-1.za	1-Feb-2008	2-May-2008	2	200,000,000	205,735,000	7.55%	
ABD93	S4 / CP00093	P-1.za	7-Feb-2008	7-May-2008	7	161,950,000	166,540,000	6.11%	
ABD94	S4 / CP00094	P-1.za	15-Feb-2008	15-May-2008	15	607,000,000	624,193,000	22.89%	
ABD95	S4 / CP00095	P-1.za	21-Feb-2008	21-May-2008	21	78,652,959	80,900,000	2.97%	
ABD98	S4 / CP00098	P-1.za	3-Mar-2008	2-Jun-2008	33	200,000,000	205,812,000	7.55%	
ABD99	S4 / CP00099	P-1.za	12-Mar-2008	12-Jun-2008	43	43,400,000	44,680,000	1.64%	
ABD100	S4 / CP00100	P-1.za	20-Mar-2008	20-Jun-2008	51	123,000,000	126,653,000	4.64%	
ABD102	S4 / CP00102	P-1.za	14-Apr-2008	14-Jul-2008	75	242,101,862	249,327,000	9.14%	
ABD104	S4 / CP00104	P-1.za	25-Apr-2008	26-May-2008	26	528,000,000	533,326,000	19.56%	
ABD105	S4 / CP00105	P-1.za	30-Apr-2008	31-Jul-2008	92	26,100,000	26,900,000	0.99%	
ABD106	S4 / CP00106	P-1.za	30-Apr-2008	30-Jul-2008	91	449,000,000	462,653,000	16.97%	
<b>Total Debt Instrument Outstanding</b>					<b>38.49 days</b>	<b>2,659,204,821</b>	<b>2,726,719,000</b>	<b>100.00%</b>	

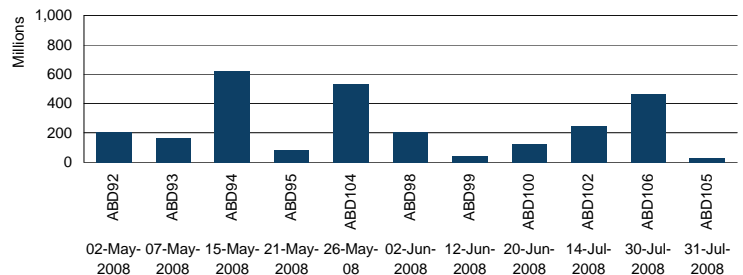
### Face Value of Outstanding Debt Instruments



### Upcoming Debt Instruments Maturities

Code	Maturity Date	Face Value	Days to Maturity
ABD92	2-May-2008	205,735,000	2
ABD93	7-May-2008	166,540,000	7
ABD94	15-May-2008	624,193,000	15
ABD95	21-May-2008	80,900,000	21
ABD98	2-Jun-2008	205,812,000	33
ABD99	12-Jun-2008	44,680,000	43
ABD100	20-Jun-2008	126,653,000	51
ABD102	14-Jul-2008	249,327,000	75
ABD104	26-May-2008	533,326,000	26
ABD105	31-Jul-2008	26,900,000	92
ABD106	30-Jul-2008	462,653,000	91

### ABACAS Series 4 Roll Dates



**Weighted Average Tenure of Outstanding Debt Instruments**      **2,726,719,000**      **38.49 days**

### Underlying Assets

Code	Asset	Issue	WAL	Maturity	WAL	Benchmark	Rating	Nominal Value	Weighting
<b>ABS: Commercial Mortgage Backed Securities</b>									
VIP1A1	Vukile	07-Nov-2005	07-Nov-2010	2.52	3M Jibar	Aaa.za		35,030,000	1.32%
VIP1A2	Vukile	07-Nov-2005	07-Nov-2012	4.53	3M Jibar	Aaa.za		68,020,000	2.56%
VIP1B1	Vukile	07-Nov-2005	07-Nov-2010	2.52	3M Jibar	Aa1.za		32,780,000	1.23%
VIP1B2	Vukile	07-Nov-2005	07-Nov-2012	4.53	3M Jibar	Aa1.za		26,120,000	0.98%
GPT2A1	Growthpoint 2	01-Dec-2006	01-Sep-2011	3.34	3M Jibar	Aaa.za		200,000,000	7.52%
GPT3A1	Growthpoint 3	10-Nov-2006	01-Nov-2009	1.51	3M Jibar	Aaa.za		200,000,000	7.52%
<b>ABS: Auto Loan Receivables</b>									
AUTO044	Auto Loans IVA4	31-Oct-2005	13-Jul-2008	0.20	3M Jibar	Aaa.za		26,100,000	0.98%
N1A809	Nitro 1	28-Mar-2006	12-Sep-2008	0.37	3M Jibar	Aaa.za		10,400,000	0.39%
N1A812	Nitro 1	28-Mar-2006	12-Dec-2008	0.62	3M Jibar	Aaa.za		20,000,000	0.75%
N1A903	Nitro 1	28-Mar-2006	12-Mar-2009	0.87	3M Jibar	Aaa.za		13,000,000	0.49%
VF2A6	Accelerator Fund 2	22-Aug-2006	18-Mar-2009	0.88	3M Jibar	Aaa.za		123,000,000	4.63%
N3A010	Nitro 3	15-May-2007	12-Oct-2010	2.45	3M Jibar	Aaa.za		158,000,000	5.94%
N3A101	Nitro 3	15-May-2007	12-Jan-2011	2.70	3M Jibar	Aaa.za		33,000,000	1.24%
NIT3B	Nitro 3	14-Apr-2008	12-Jan-2011	2.70	3M Jibar	Aa2.za		51,101,861	1.92%
<b>ABS: Residential Mortgage Backed Securities</b>									
BLG1A2	Blue Granite	28-Oct-2005	21-Nov-2010	2.56	3M Jibar	Aaa.za		500,000,000	18.80%
BLG1B	Blue Granite	28-Oct-2005	21-Nov-2015	7.56	3M Jibar	Aa1.za		28,000,000	1.05%
THE3A	Thekwini 3	21-Nov-2005	21-May-2008	0.06	3M Jibar	Aaa.za		78,652,959	2.96%
PRM1A1	Private Residential	15-Dec-2006	15-Nov-2010	2.55	3M Jibar	Aaa.za		574,000,000	21.59%
PRM1B1	Private Residential	15-Dec-2006	15-Nov-2010	2.55	3M Jibar	Aa1.za		33,000,000	1.24%
BLG3A2	Blue Granite 3	09-Nov-2006	30-Oct-2011	3.50	3M Jibar	Aaa.za		392,000,000	14.74%
BLG3B	Blue Granite 3	09-Nov-2006	30-Oct-2011	3.50	3M Jibar	Aa1.za		57,000,000	2.14%
<b>Total Assets in Portfolio</b>					<b>2.61 years</b>			<b>2,659,204,820</b>	<b>100.00%</b>



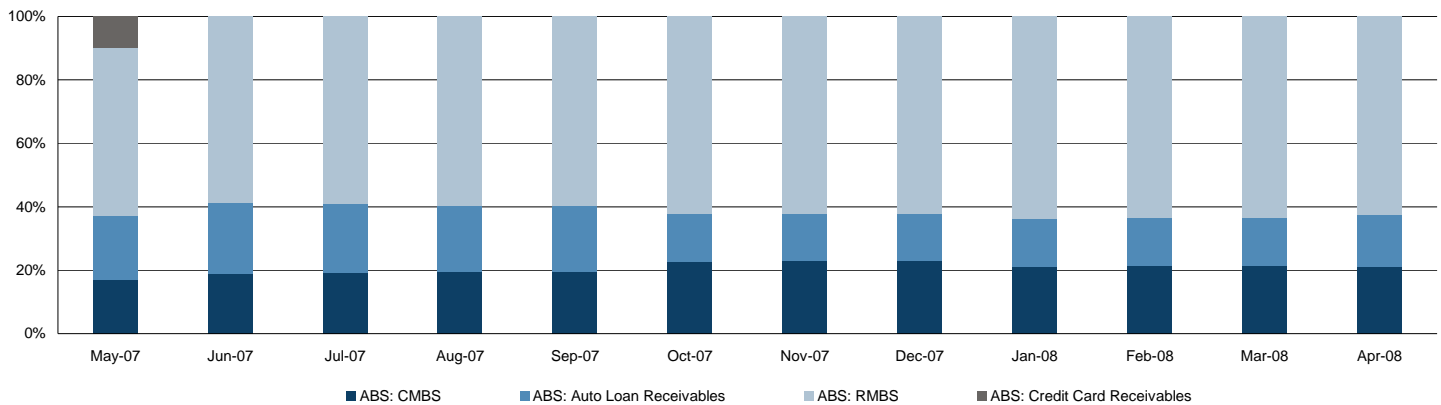
## ASSET BACKED ARBITRAGED SECURITIES (PROPRIETARY) LIMITED

(Incorporated with limited liability under Registration Number 2002/019991/07 in the Republic of South Africa)

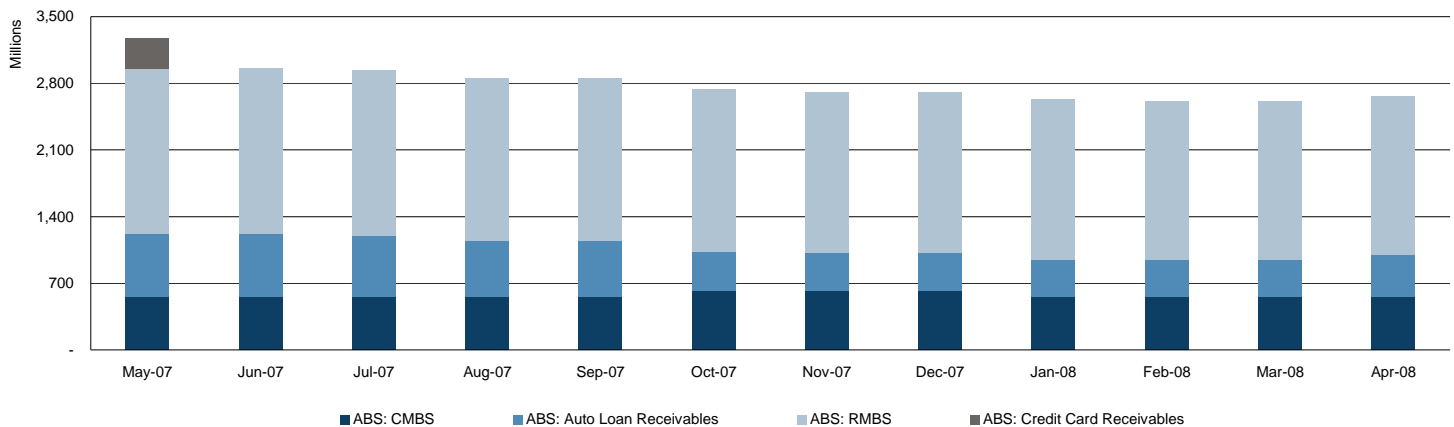
**ABACAS Horizon Series (Series 4)**

**30 April 2008**

### Asset Pool Composition



### Asset Growth



### Credit Concentration of Assets



### Other

Liquidity Facility Provider		Credit Enhancement Facility Provider	
Name	ABSA Capital	Name	ABSA Capital
Rating	P-1.za	Rating	P-1.za
Available Facility	2,727 (ZAR Million)	Available Facility	0.00 (ZAR Million)
Drawn amount	0.00 (ZAR Million)	Drawn amount	0.00 (ZAR Million)

#### Hedge Counterparty

Name: ABSA Capital  
Rating: P-1.za

### Contact Details

<b>Conduit Management</b> Kuveshen Chetty Tel: 011 350 8581 E-mail: kuveshenc@absa.co.za	<b>Conduit Management</b> Zenelle Stofberg Tel: 011 350 2671 E-mail: zenelles@absa.co.za	<b>Product Accountant</b> Bridgett Baker - Moonsamy Tel: 011 350 8626 E-mail: bridgettb@absa.co.za	<b>Product Accountant</b> Suemeshini Ganeshen Tel: 011 350 1594 E-mail: suemeshinig@absa.co.za
<b>Dealer</b> Correy Jansen van Vuuren Tel: 011 350 2349 E-mail: correyv@absa.co.za	<b>Dealer</b> Nicolene Ramsunder Tel: 011 350 2365 E-mail: nicolene.ramsunder@absa.co.za		

### Disclaimer: Copyright 2008. Publisher: Absa Bank Limited. All rights reserved.

The information in this document is derived from sources which are regarded as accurate and reliable and Absa Capital, a division of Absa Bank Limited ("Absa Capital") does not guarantee the accuracy and/or completeness of said information. No responsibility for any error, omission or loss sustained by any person acting or refraining from acting as a result of this document is accepted by Absa and/or the author/s of the material. Past performance is not an indication of future performance and future returns are not guaranteed. No part hereof in any way constitutes advice or a recommendation on any decision by any party using the document relating to any of the financial products or solutions that Absa Capital offers from time to time. It is recommended that independent detailed advice (i.e. tax, accounting, legal and financial advice) be obtained in each case prior to placing any reliance or acting on the information contained in this document.

This report has been prepared for general communication and information purposes only and may not be construed as an offer to buy or sell or a solicitation of an offer to buy or sell any financial instruments referred to herein, or to participate in any particular trading strategy in any jurisdiction in relation to such financial instruments. Any additional information regarding any financial instruments and/or financial products reviewed in this report is available upon request. Any unauthorised use or disclosure of this report is prohibited. Absa and/or its subsidiaries and/or affiliates may act as bankers, arrangers and/or advisors to issuers and/or market makers in financial instruments issued by such issuers as listed in this publication. Absa Capital is an authorised Financial Services Provider.

#### Manager certification:

The author/s as listed in this publication certifies that no part of its/their compensation was, is or will be, either directly or indirectly, related to the information expressed in this document.



ABSA CAPITAL, A DIVISION OF ABSA BANK LIMITED, REG. NO. 1986/004794/06.  
Authorised Financial Services Provider. Incorporated Credit Provider Reg. No. NCRCPY