



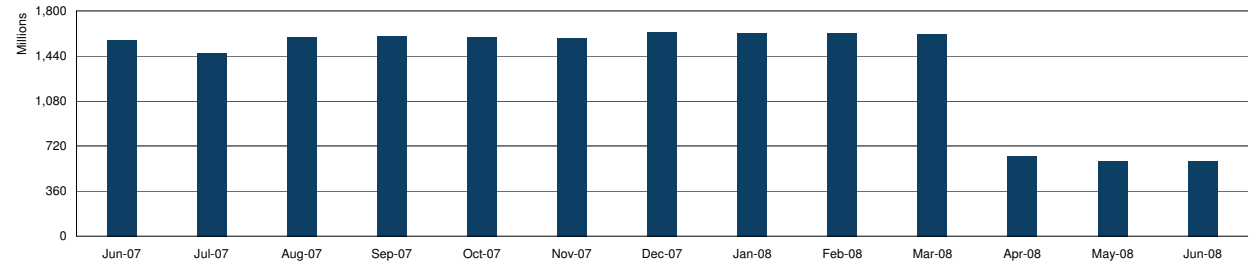
ASSET BACKED ARBITRAGED SECURITIES (PROPRIETARY) LIMITED

(Incorporated with limited liability under Registration Number 2002/019991/07 in the Republic of South Africa)

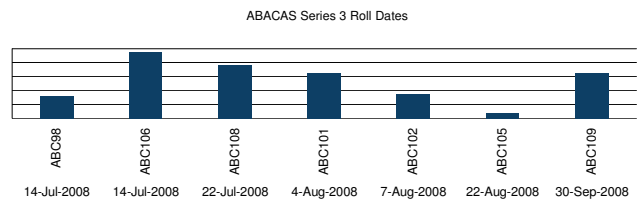
ABACAS Latitude Series (Series 3) 30 June 2008

Debt Instruments Outstanding									
Stock Code	Certificate Number	CA-Ratings	Issue Date	Maturity Date	Days to Maturity	Issue Price	Face Value	Weighting	
ABC109	S3 / CP00109	zaA1	30-Jun-2008	30-Sep-2008	92	100,000,000	103,250,000	17.19%	
ABC98	S3 / CP00098	zaA1	14-Apr-2008	14-Jul-2008	14	50,000,000	51,515,000	8.58%	
ABC101	S3 / CP00101	zaA1	5-May-2008	4-Aug-2008	35	100,000,000	103,080,000	17.16%	
ABC102	S3 / CP00102	zaA1	7-May-2008	7-Aug-2008	38	54,860,000	56,568,000	9.42%	
ABC105	S3 / CP00105	zaA1	22-May-2008	22-Aug-2008	53	11,000,000	11,349,000	1.89%	
ABC106	S3 / CP00106	zaA1	12-Jun-2008	14-Jul-2008	14	150,000,000	151,648,000	25.25%	
ABC108	S3 / CP00108	zaA1	23-Jun-2008	22-Jul-2008	22	122,000,000	123,214,000	20.51%	

Total Debt Instruments Outstanding	35.65	587,860,000	600,624,000	100.00%
Face Value of Outstanding Debt Instruments				

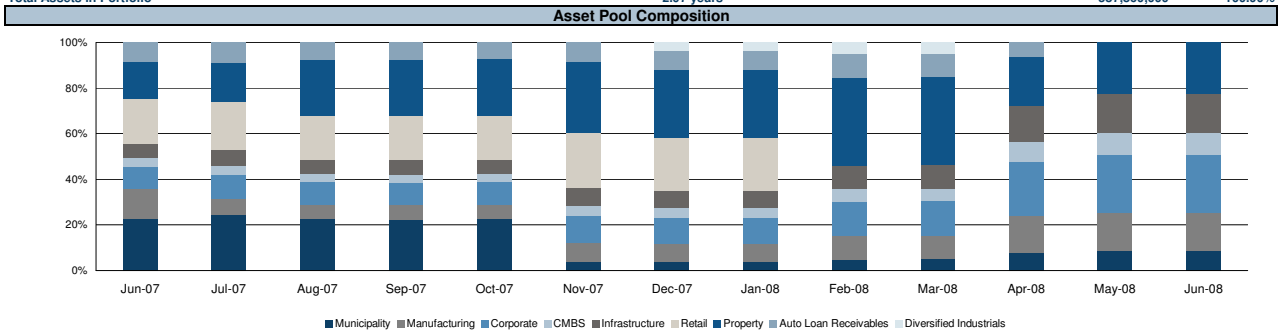


Upcoming Debt Instruments Maturities				
Code	Maturity Date	Face Value	Days to Maturity	Maturity
ABC109	30-Sep-2008	103,250,000	92	
ABC98	14-Jul-2008	51,515,000	14	
ABC101	4-Aug-2008	103,080,000	35	
ABC102	7-Aug-2008	56,568,000	38	
ABC105	22-Aug-2008	11,349,000	53	
ABC106	14-Jul-2008	151,648,000	14	
ABC108	22-Jul-2008	123,214,000	22	



Weighted Average Tenure of Outstanding Debt Instruments
 Debt Instruments: 600,624,000 35.65 days

Underlying Assets									
Code	Asset	Issue	WAL	Maturity	WAL	Benchmark	Rating	Nominal Value	Weighting
COJ01	City of Jo'Burg	13-Apr-2005	13-Apr-2010	1.79		R153	zaA+	50,000,000	8.51%
LGL1	Liberty Group	12-Sep-2005	12-Sep-2012	4.21		R153	A+(zaf)	150,000,000	25.52%
VIP1C2	Vukile	07-Nov-2005	07-Nov-2012	4.36		3M Jibar	A1.za	54,860,000	9.33%
IN03	Inca	18-Nov-2005	11-Jun-2011	2.95		3M Jibar	A1.za	100,000,000	17.01%
Afrox PN 2	Promissory Note	04-May-2007	04-May-2010	1.84		3M Jibar	zaA1 Confirmation	100,000,000	17.01%
SHLC1	Sanlam Home Loans 103	01-Aug-2007	22-Oct-2008	0.31		3M Jibar	A(zaf)	33,000,000	5.61%
SHLC2	Sanlam Home Loans 103	01-Aug-2007	22-Oct-2010	2.31		3M Jibar	A(zaf)	54,000,000	9.19%
SHLC3	Sanlam Home Loans 103	01-Aug-2007	22-Oct-2012	4.32		3M Jibar	A(zaf)	35,000,000	5.95%
NQF1C3	Nqaba Finance 1	28-Sep-2007	22-May-2010	1.89		3M Jibar	A(zaf)	11,000,000	1.87%
Total Assets in Portfolio				2.97 years				587,860,000	100.00%





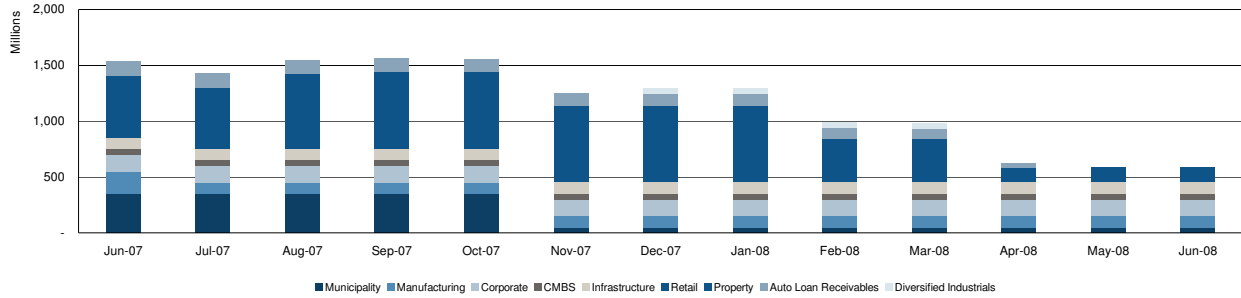
ASSET BACKED ARBITRAGED SECURITIES (PROPRIETARY) LIMITED

(Incorporated with limited liability under Registration Number 2002/019991/07 in the Republic of South Africa)

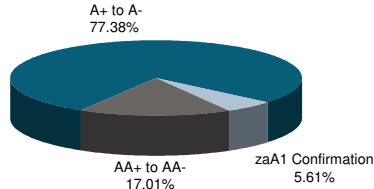
ABACAS Latitude Series (Series 3)

30 June 2008

Asset Growth



Credit Concentration of Assets



AAA	0.00%
AA+ to AA-	17.01%
A+ to A-	77.38%
zaA1 Confirmation	5.61%
F1+(zaf)	0.00%

Other			
Liquidity Facility Provider		Credit Enhancement Facility Provider	
Name	ABSA Capital	Name	ABSA Capital
Rating	zaA1+	Rating	zaA1+
Available Facility	601 (ZAR Million)	Available Facility	0 (ZAR Million)
Drawn amount	0.00 (ZAR Million)	Drawn amount	0.00 (ZAR Million)
Hedge Counterparty			
Name	ABSA Capital		
Rating	zaA1+		

Contact Details

Conduit Management
Kuvshen Chetty
Tel: 011 350 8581
E-mail: kuvshenc@absa.co.za

Conduit Management
Zenelle Stofberg
Tel: 011 350 2671
E-mail: zenelles@absa.co.za

Product Accountant
Bridgett Baker - Moonsamy
Tel: 011 350 8626
E-mail: brdigetb@absa.co.za

Product Accountant
Suemeshini Ganeshen
Tel: 011 350 1594
E-mail: suemeshinig@absa.co.za

Dealer
Correy Jansen van Vuuren
Tel: 011 350 2349
E-mail: correyv@absa.co.za

Dealer
Nicolene Ramsunder
Tel: 011 350 2365
E-mail: nicolene.ramsunder@absa.co.za

Disclaimer: Copyright 2008. Publisher: Absa Bank Limited. All rights reserved.

The information in this document is derived from sources which are regarded as accurate and reliable and Absa Bank Limited ("Absa") does not guarantee the accuracy and/or completeness of said information. No responsibility for any error, omission or loss sustained by any person acting or refraining from acting as a result of this document is accepted by Absa and/or the author/s of the material. Past performance is not an indication of future performance and future returns are not guaranteed. It is recommended that independent detailed advice (i.e. tax, accounting, legal and financial advice) be obtained in each case prior to placing any reliance or acting on the information contained in this document.

This report has been prepared for general communication and information purposes only and may not be construed as an offer to buy or sell or a solicitation of an offer to buy or sell any financial instruments referred to herein, or to participate in any particular trading strategy in any jurisdiction in relation to such financial instruments. Any additional information regarding any financial instruments and/or financial products reviewed in this report is available upon request. Any unauthorised use or disclosure of this report is prohibited. Absa and/or its subsidiaries and/or affiliates may act as bankers, arrangers and/or advisors to issuers and/or market makers in financial instruments issued by such issuers as listed in this publication.

Manager certification:

The author/s as listed in this publication certifies that no part of its/their compensation was, is or will be, either directly or indirectly, related to the information expressed in this document.

Affiliated with **BARCLAYS CAPITAL**

ABSA CAPITAL

ABSA CAPITAL, A DIVISION OF ABSA BANK LIMITED, REG NO 2002/004794/06
Authorised Financial Services Provider. Registered Credit Provider Reg No NCR027