



ASSET BACKED ARBITRATED SECURITIES (PROPRIETARY) LIMITED

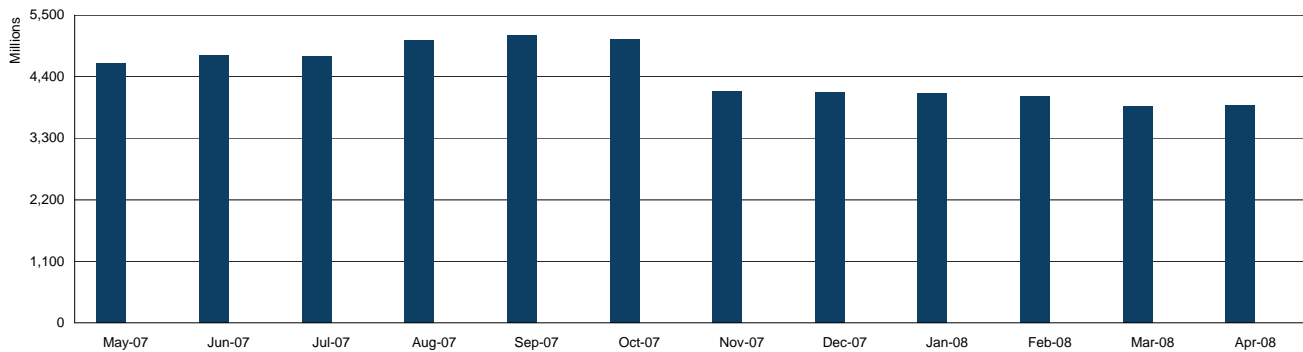
(Incorporated with limited liability under Registration Number 2002/019991/07 in the Republic of South Africa)

ABACAS Premier Series (Series 1)

30 April 2008

Debt Instruments Outstanding									
Stock Code	Certificate Number	Fitch Rating	Issue Date	Maturity Date	Days to Maturity	Issue Price	Face Value	Weighting	
ABAF1	S1 / FRN001	F1+(zaf)	21-Sep-2007	23-Jun-2008	54	530,000,000	530,000,000	13.65%	
ABA230	S1 / CP00230	F1+(zaf)	1-Feb-2008	1-Aug-2008	93	409,000,000	432,762,000	11.15%	
ABA231	S1 / CP00231	F1+(zaf)	21-Feb-2008	21-May-2008	21	284,544,147	292,673,000	7.54%	
ABA232	S1 / CP00232	F1+(zaf)	22-Feb-2008	22-May-2008	22	258,000,000	265,383,000	6.84%	
ABA236	S1 / CP00236	F1+(zaf)	10-Mar-2008	9-Jun-2008	40	200,000,000	205,832,000	5.30%	
ABA237	S1 / CP00237	F1+(zaf)	25-Mar-2008	23-Jun-2008	54	144,000,000	148,183,000	3.82%	
ABA240	S1 / CP00240	F1+(zaf)	1-Apr-2008	5-May-2008	5	120,000,000	121,304,000	3.12%	
ABA243	S1 / CP00243	F1+(zaf)	22-Apr-2008	22-Jul-2008	83	1,048,000,000	1,079,485,000	27.80%	
ABA244	S1 / CP00244	F1+(zaf)	25-Apr-2008	26-May-2008	26	115,000,000	116,166,000	2.99%	
ABA245	S1 / CP00245	F1+(zaf)	25-Apr-2008	25-Jul-2008	86	250,000,000	257,540,000	6.63%	
ABA246	S1 / CP00246	F1+(zaf)	29-Apr-2008	28-May-2008	28	429,300,000	433,376,000	11.16%	
Total Debt Instruments Outstanding					57.84 days	3,787,844,147	3,882,704,000	100.00%	

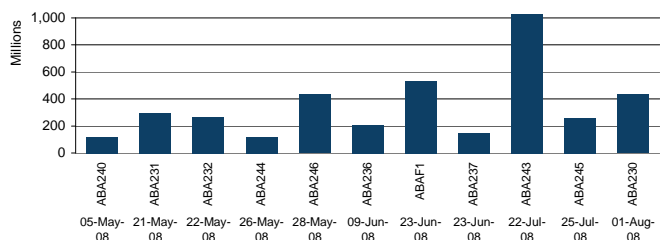
Face Value of Outstanding Debt Instruments



Upcoming Debt Instruments Maturities

Code	Maturity Date	Face Value	Days to Maturity
ABAF1	23-Jun-2008	530,000,000	54.00
ABA230	1-Aug-2008	432,762,000	93.00
ABA231	21-May-2008	292,673,000	21.00
ABA232	22-May-2008	265,383,000	22.00
ABA236	9-Jun-2008	205,832,000	40.00
ABA237	23-Jun-2008	148,183,000	54.00
ABA240	5-May-2008	121,304,000	5.00
ABA243	22-Jul-2008	1,079,485,000	83.00
ABA244	26-May-2008	116,166,000	26.00
ABA245	25-Jul-2008	257,540,000	86.00
ABA246	28-May-2008	433,376,000	28.00

ABACAS Series 1 Roll Dates



Weighted Average Tenure of Outstanding Debt Instruments

3,882,704,000 **57.84 days**

Underlying Assets

Code	Asset	Issue	WAL Maturity	WAL	Benchmark	Rating	Nominal Value	Weighting
ABS: Residential Mortgage Backed Securities								
THE5A	Thekwini 5	21-Feb-2005	03-Sep-2008	0.35	3M Jibar	AAA(zaf)	284,544,147	7.51%
SHLA2	Sanlam Home Loans 103	01-Nov-2005	22-Oct-2010	2.48	3M Jibar	AAA(zaf)	169,000,000	4.46%
SHLA3	Sanlam Home Loans 103	01-Nov-2005	22-Oct-2010	2.48	3M Jibar	AAA(zaf)	36,000,000	0.95%
SHLA6	Sanlam Home Loans 103	03-May-2006	22-Oct-2012	4.48	3M Jibar	AAA(zaf)	26,000,000	0.69%
SHLB1	Sanlam Home Loans 103	01-Nov-2005	22-Oct-2008	0.48	3M Jibar	AA(zaf)	11,000,000	0.29%
SHLB2	Sanlam Home Loans 103	01-Nov-2005	22-Oct-2010	2.48	3M Jibar	AA(zaf)	14,000,000	0.37%
SHLB3	Sanlam Home Loans 103	03-May-2006	22-Oct-2008	0.48	3M Jibar	AA(zaf)	15,000,000	0.40%
SHLB4	Sanlam Home Loans 103	03-May-2006	22-Oct-2010	2.48	3M Jibar	AA(zaf)	18,000,000	0.48%
SHLB5	Sanlam Home Loans 103	03-May-2006	22-Oct-2012	4.48	3M Jibar	AA(zaf)	6,000,000	0.16%
SHLA8	Sanlam Home Loans 103	01-Nov-2006	22-Oct-2010	2.48	3M Jibar	AAA(zaf)	151,000,000	3.99%
SHLA9	Sanlam Home Loans 103	01-Nov-2006	22-Oct-2012	4.48	3M Jibar	AAA(zaf)	209,000,000	5.52%
SHLB6	Sanlam Home Loans 103	01-Nov-2006	22-Oct-2008	0.48	3M Jibar	AA(zaf)	30,000,000	0.79%
SHLB7	Sanlam Home Loans 103	01-Nov-2006	22-Oct-2010	2.48	3M Jibar	AA(zaf)	39,000,000	1.03%
SHLB8	Sanlam Home Loans 103	01-Nov-2006	22-Oct-2012	4.48	3M Jibar	AA(zaf)	24,000,000	0.63%
SHLA11	Sanlam Home Loans 103	01-Aug-2007	22-Oct-2012	4.48	3M Jibar	AAA(zaf)	300,000,000	7.92%
NQF1A2	Nqaba Finance 1	31-May-2006	22-May-2011	3.06	3M Jibar	AAA(zaf)	51,000,000	1.35%
NQF1A3	Nqaba Finance 1	31-May-2006	22-May-2011	3.06	3M Jibar	AAA(zaf)	34,000,000	0.90%
NQF1B1	Nqaba Finance 1	31-May-2006	22-May-2009	1.06	3M Jibar	AA(zaf)	28,000,000	0.74%
NQF1B2	Nqaba Finance 1	31-May-2006	22-May-2011	3.06	3M Jibar	AA(zaf)	32,000,000	0.84%
NQF1A4	Nqaba Finance 1	28-Sep-2007	22-May-2010	2.06	3M Jibar	AAA(zaf)	113,000,000	2.98%
BLG2B	Blue Granite	19-Jun-2006	21-Jun-2011	3.14	3M Jibar	AA(zaf)	30,000,000	0.79%
1BG4A2	Blue Granite	07-Mar-2007	21-Mar-2012	3.89	3M Jibar	AAA(zaf)	358,000,000	9.45%
1BG4B	Blue Granite	07-Mar-2007	21-Mar-2012	3.89	3M Jibar	AA(zaf)	142,000,000	3.75%
IKH1A5	Ikhaya 1	09-Mar-2007	09-Dec-2011	3.61	3M Jibar	AAA(zaf)	200,000,000	5.28%
IKH2A2	Ikhaya 2	22-Jun-2007	22-Mar-2012	3.90	3M Jibar	AAA(zaf)	144,000,000	3.80%



ASSET BACKED ARBITRAGED SECURITIES (PROPRIETARY) LIMITED

(Incorporated with limited liability under Registration Number 2002/019991/07 in the Republic of South Africa)

ABACAS Premier Series (Series 1)

30 April 2008

Underlying Assets									
Code	Asset	Issue	WAL Maturity	WAL	Benchmark	Rating	Nominal Value	Weighting	
ABS: Commercial Mortgage Backed Securities									
PRP1A2	PROPS A1	02-Nov-2004	01-Oct-2009	1.42	3M Jibar	Aaa.za	90,000,000	2.38%	
PRP1B2	PROPS B2	02-Nov-2004	01-Oct-2009	1.42	3M Jibar	Aa2.za	30,000,000	0.79%	
GPT1A1	Growthpoint	28-Nov-2005	01-Aug-2010	2.25	3M Jibar	AAA(zaf)	132,000,000	3.48%	
GPT1A2	Growthpoint	28-Jun-2006	01-Aug-2011	3.25	3M Jibar	AAA(zaf)	156,000,000	4.12%	
GPT1B2	Growthpoint	28-Jun-2006	01-Aug-2011	3.25	3M Jibar	AA-(zaf)	121,000,000	3.19%	
ABS: Credit Card Receivables									
BAG3A1	Account On Us	25-Feb-2005	25-Feb-2009	0.82	3M Jibar	Aaa.za	40,000,000	1.06%	
BAG4A1	Account On Us	25-Feb-2005	25-Feb-2010	1.82	3M Jibar	Aaa.za	75,000,000	1.98%	
ABS: Provident Backed Home Loans									
NBC1AU	NBC Future Guard 1A	28-May-2007	28-May-2008	0.08	3M Jibar	AAA(zaf)	429,300,000	11.33%	
HFS1A1	HomePlan Financial Solutions	01-Aug-2005	26-Jul-2010	2.24	3M Jibar	AAA(zaf)	250,000,000	6.60%	

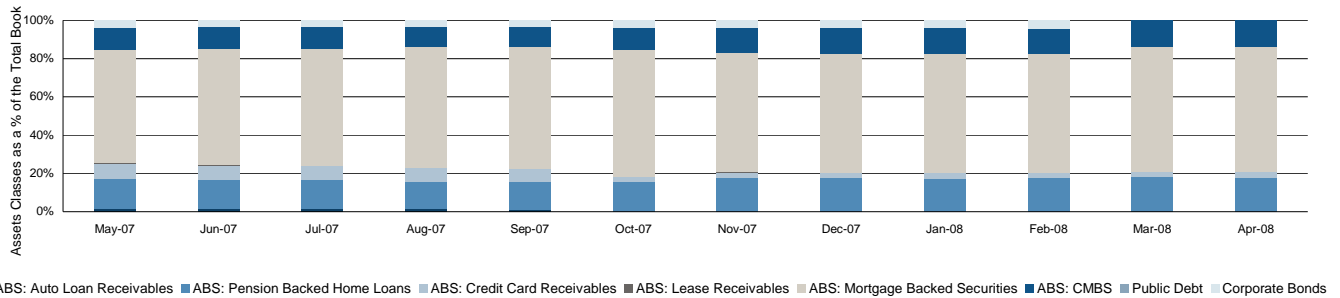
Total Assets in Portfolio

2.59 years

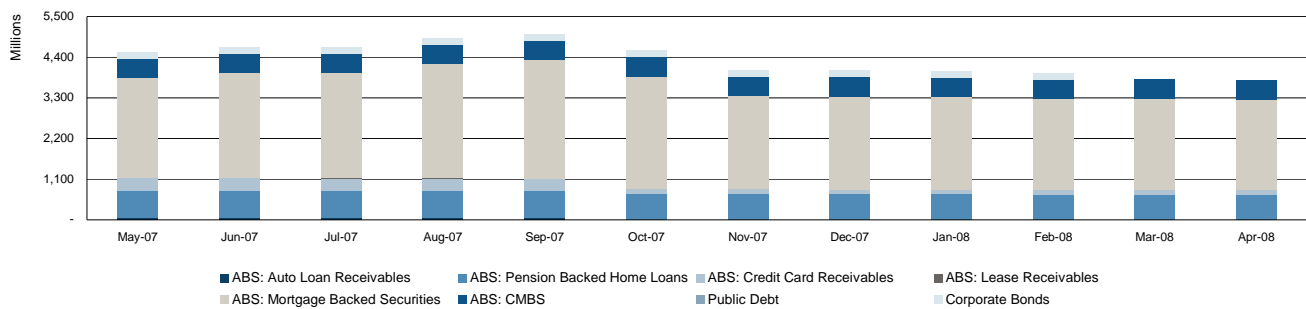
3,787,844,147

100.00%


Asset Pool Composition



Asset Growth



Credit Concentration of Assets



Other

Liquidity Facility Provider		Hedge Counterparty	
Name	ABSA Capital	Name	ABSA Capital
Rating	F1+(zaf)	Rating	F1+(zaf)
Available Facility	3,883 (ZAR Million)		
Drawn amount	0.00 (ZAR Million)		

Contact Details

Conduit Management

Kuveshen Chetty
Tel: 011 350 8581
E-mail: kuveshenc@absa.co.za

Conduit Management

Zenelle Stofberg
Tel: 011 350 2671
E-mail: zenelles@absa.co.za

Product Accountant

Bridgett Baker - Moonsamy
Tel: 011 350 8626
E-mail: bridgett@absa.co.za

Product Accountant

Suemeshini Ganeshen
Tel: 011 350 1594
E-mail: suemeshing@absa.co.za

Dealer

Correy Jansen van Vuuren
Tel: 011 350 2349
E-mail: correyv@absa.co.za

Dealer

Nicolene Ramsunder
Tel: 011 350 2365
E-mail: nicolene.ramsunder@absa.co.za

Disclaimer: Copyright 2008. Publisher: Absa Bank Limited. All rights reserved.

The information in this document is derived from sources which are regarded as accurate and reliable and Absa Capital, a division of Absa Bank Limited ("Absa Capital") does not guarantee the accuracy and/or completeness of said information. No responsibility for any error, omission or loss sustained by any person acting or refraining from acting as a result of this document is accepted by Absa and/or the author/s of the material. Past performance is not an indication of future performance and future returns are not guaranteed. No part hereof in any way constitutes advice or a recommendation on any decision by any party using the document relating to any of the financial products or solutions that Absa Capital offers from time to time. It is recommended that independent detailed advice (i.e. tax, accounting, legal and financial advice) be obtained in each case prior to placing any reliance or acting on the information contained in this document.

This report has been prepared for general communication and information purposes only and may not be construed as an offer to buy or sell or a solicitation of an offer to buy or sell any financial instruments referred to herein, or to participate in any particular trading strategy in any jurisdiction in relation to such financial instruments. Any additional information regarding any financial instruments and/or financial products reviewed in this report is available upon request. Any unauthorised use or disclosure of this report is prohibited. Absa and/or its subsidiaries and/or affiliates may act as bankers, arrangers and/or advisors to issuers and/or market makers in financial instruments issued by such issuers as listed in this publication. Absa Capital is an authorised Financial Services Provider.

Manager certification:

The author/s as listed in this publication certifies that no part of its/their compensation was, is or will be, either directly or indirectly, related to the information expressed in this document.

Affiliated with BARCLAYS CAPITAL

ABSA CAPITAL

ABSA CAPITAL, A DIVISION OF ABSA BANK LIMITED, REG. NO. 1986/004794/06. AUTHORIZED FINANCIAL SERVICES PROVIDER. REGISTERED CREDIT PROVIDER REG. NO. NDC079.