

SANLAM HOME LOANS 103 (PROPRIETARY) LIMITED
(Private company incorporated in the Republic of South Africa under number 2005/023298/07)

Investor report

31 March 2010

Salient information

Asset class Residential mortgage backed home loans

Transaction parties

Programme manager	Absa Capital (A division of Absa Bank Ltd)	Liquidity facility provider	Sanlam Capital Markets Ltd
Servicer	Sanlam Home Loans (Pty) Ltd	Redraw facility provider	Sanlam Capital Markets Ltd
Rating agency	Fitch Ratings		
Swap counterparty	Absa Capital (A division of Absa Bank Ltd)		

Notes in Issue

Issue date		01 Nov 2005						
Interest payment dates		22nd day of Jan, Apr, Jul and Oct						
Class	Amount	Rating	ISIN number	BESA stock code	Issue margin	Issue date	Scheduled maturity	Legal maturity
A2	ZAR 400,000,000	AAA (zaf)	ZAG000027046	SHLA2	+32 bps	01 Nov 2005	22 Oct 2010	22 Oct 2032
A3	ZAR 100,000,000	AAA (zaf)	ZAG000027053	SHLA3	+33 bps	01 Nov 2005	22 Oct 2010	22 Oct 2032
B2	ZAR 29,000,000	AA (zaf)	ZAG000027079	SHLB2	+42 bps	01 Nov 2005	22 Oct 2010	22 Oct 2032
Issue date		03 May 2006						
Interest payment dates		22nd day of Jan, Apr, Jul and Oct						
Class	Amount	Rating	ISIN number	BESA stock code	Issue margin	Issue date	Scheduled maturity	Legal maturity
A5	ZAR 355,000,000	AAA (zaf)	ZAG000030149	SHLA5	+29 bps	03 May 2006	22 Oct 2010	22 Oct 2032
A6	ZAR 176,000,000	AAA (zaf)	ZAG000030164	SHLA6	+34 bps	03 May 2006	22 Oct 2012	22 Oct 2034
B4	ZAR 36,000,000	AA (zaf)	ZAG000030115	SHLB4	+42 bps	03 May 2006	22 Oct 2010	22 Oct 2032
B5	ZAR 12,000,000	AA (zaf)	ZAG000030131	SHLB5	+46 bps	03 May 2006	22 Oct 2012	22 Oct 2034
Issue Date		01 Nov 2006						
Interest payment dates		22nd day of Jan, Apr, Jul and Oct						
Class	Amount	Rating	ISIN number	BESA stock code	Issue margin	Issue date	Scheduled maturity	Legal maturity
A8	ZAR 295,000,000	AAA (zaf)	ZAG000034497	SHLA8	+38 bps	01 Nov 2006	22 Oct 2010	22 Oct 2032
A9	ZAR 319,000,000	AAA (zaf)	ZAG000034505	SHLA9	+41 bps	01 Nov 2006	22 Oct 2012	22 Oct 2034
B7	ZAR 75,000,000	AA (zaf)	ZAG000034521	SHLB7	+44 bps	01 Nov 2006	22 Oct 2010	22 Oct 2032
B8	ZAR 48,000,000	AA (zaf)	ZAG000034562	SHLB8	+48 bps	01 Nov 2006	22 Oct 2012	22 Oct 2034
Issue Date		01 Aug 2007						
Interest payment dates		22nd day of Jan, Apr, Jul and Oct						
Class	Amount	Rating	ISIN number	BESA stock code	Issue margin	Issue date	Scheduled maturity	Legal maturity
A10	ZAR 356,000,000	AAA (zaf)	ZAG000042425	SHLA10	+38 bps	01 Aug 2007	22 Oct 2010	22 Oct 2032
A11	ZAR 535,000,000	AAA (zaf)	ZAG000042433	SHLA11	+46 bps	01 Aug 2007	22 Oct 2012	22 Oct 2034
A12	ZAR 45,000,000	AAA (zaf)	ZAG000042672	SHLA12	10.325% ^{N1}	01 Aug 2007	22 Oct 2012	22 Oct 2034
C2	ZAR 54,000,000	A (zaf)	ZAG000042458	SHLC2	+85 bps	01 Aug 2007	22 Oct 2010	22 Oct 2032
C3	ZAR 35,000,000	A (zaf)	ZAG000042466	SHLC3	+85 bps	01 Aug 2007	22 Oct 2012	22 Oct 2034
D2	ZAR 23,000,000	BBB (zaf)	ZAG000042482	SHLD2	+175 bps	01 Aug 2007	22 Oct 2010	22 Oct 2032
D3	ZAR 17,000,000	BBB (zaf)	ZAG000042490	SHLD3	+175 bps	01 Aug 2007	22 Oct 2012	22 Oct 2034
Issue Date		22 Oct 2009						
Interest payment dates		22nd day of Jan, Apr, Jul and Oct						
Class	Amount	Rating	ISIN number	BESA stock code	Issue margin	Issue date	Scheduled maturity	Legal maturity
A2U	ZAR 620,000,000	AAA (zaf)	ZAG000072232	SHLA2U	Unlisted	22 Oct 2009	22 Apr 2010	22 Oct 2032
B2U	ZAR 70,000,000	AA (zaf)	ZAG000072273	SHLB2U	Unlisted	22 Oct 2009	22 Apr 2010	22 Oct 2032
C2U	ZAR 10,000,000	A (zaf)	ZAG000072240	SHLC2U	Unlisted	22 Oct 2009	22 Apr 2010	22 Oct 2032
D2U	ZAR 180,000,000	BBB (zaf)	ZAG000072257	SHLD2U	Unlisted	22 Oct 2009	22 Apr 2010	22 Oct 2032

N1 Fixed rate (floating issue margin swapped equivalent)

SANLAM HOME LOANS 103 (PROPRIETARY) LIMITED
(Private company incorporated in the Republic of South Africa under number 2005/023298/07)

Notes Redeemed

Redemption date	22 Aug 2007
Interest payment dates	22nd day of Jan, Apr, Jul and Oct

Class	Amount	Rating	ISIN number	BESA stock code	Issue margin	Issue date	Scheduled maturity	Legal maturity
E1	ZAR 21,000,000	N/A	ZAG000027087	SHLE1	+350 bps	01 Nov 2005	22 Oct 2008	22 Oct 2030
E2	ZAR 29,000,000	N/A	ZAG000027095	SHLE2	+350 bps	01 Nov 2005	22 Oct 2010	22 Oct 2032
E3	ZAR 19,000,000	N/A	ZAG000030156	SHLE3	+350 bps	03 May 2006	22 Oct 2008	22 Oct 2030
E4	ZAR 21,000,000	N/A	ZAG000030172	SHLE4	+350 bps	03 May 2006	22 Oct 2010	22 Oct 2032
E5	ZAR 11,000,000	N/A	ZAG000030107	SHLE5	+350 bps	03 May 2006	22 Oct 2012	22 Oct 2034
E6	ZAR 8,000,000	N/A	ZAG000034539	SHLE6	+350 bps	01 Nov 2006	22 Oct 2008	22 Oct 2030
E7	ZAR 18,000,000	N/A	ZAG000034547	SHLE7	+350 bps	01 Nov 2006	22 Oct 2010	22 Oct 2032
E8	ZAR 16,000,000	N/A	ZAG000034554	SHLE8	+350 bps	01 Nov 2006	22 Oct 2012	22 Oct 2034

Redemption date	22 Oct 2008
Interest payment dates	22nd day of Jan, Apr, Jul and Oct

Class	Amount	Rating	ISIN number	BESA stock code	Issue margin	Issue date	Scheduled maturity	Legal maturity
A1	ZAR 370,000,000	AAA (zaf)	ZAG000027038	SHLA1	+25 bps	01 Nov 2005	22 Oct 2008	22 Oct 2030
A4	ZAR 309,000,000	AAA (zaf)	ZAG000030123	SHLA4	+23 bps	03 May 2006	22 Oct 2008	22 Oct 2030
A7	ZAR 142,000,000	AAA (zaf)	ZAG000034489	SHLA7	+28 bps	01 Nov 2006	22 Oct 2008	22 Oct 2030
B1	ZAR 21,000,000	AA (zaf)	ZAG000027061	SHLB1	+38 bps	01 Nov 2005	22 Oct 2008	22 Oct 2030
B3	ZAR 30,000,000	AA (zaf)	ZAG000030180	SHLB3	+38 bps	03 May 2006	22 Oct 2008	22 Oct 2030
B6	ZAR 50,000,000	AA (zaf)	ZAG000034513	SHLB6	+40 bps	01 Nov 2006	22 Oct 2008	22 Oct 2030
C1	ZAR 33,000,000	A (zaf)	ZAG000042441	SHLC1	+85 bps	01 Aug 2007	22 Oct 2008	22 Oct 2030
D1	ZAR 15,000,000	BBB (zaf)	ZAG000042474	SHLD1	+175 bps	01 Aug 2007	22 Oct 2008	22 Oct 2030

Redemption date	22 Oct 2009
Interest payment dates	22nd day of Jan, Apr, Jul and Oct

Class	Amount	Rating	ISIN number	BESA stock code	Issue margin	Issue date	Scheduled maturity	Legal maturity
A13	ZAR 445,000,000	AAA (zaf)	ZAG000060450	SHLA13	+100 bps	22 Oct 2008	22 Oct 2009	22 Oct 2031
A15	ZAR 79,000,000	AAA (zaf)	ZAG000060468	SHLA15	12.33% N1	22 Oct 2008	22 Oct 2009	22 Oct 2031
B9	ZAR 34,000,000	AA (zaf)	ZAG000060476	SHLB9	+165 bps	22 Oct 2008	22 Oct 2009	22 Oct 2031
C4	ZAR 22,000,000	A (zaf)	ZAG000060484	SHLC4	+215 bps	22 Oct 2008	22 Oct 2009	22 Oct 2031
A1U	ZAR 295,000,000	AAA (zaf)	ZAG000060500	SHLA1U	Unlisted	22 Oct 2008	22 Oct 2009	22 Oct 2031
C1U	ZAR 45,000,000	A (zaf)	ZAG000060526	SHLC1U	Unlisted	22 Oct 2008	22 Oct 2009	22 Oct 2031
D1U	ZAR 50,000,000	BBB (zaf)	ZAG000060534	SHLD1U	Unlisted	22 Oct 2008	22 Oct 2009	22 Oct 2031

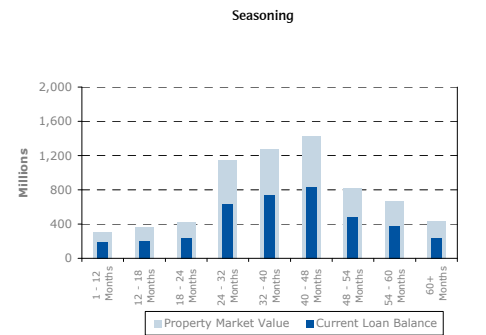
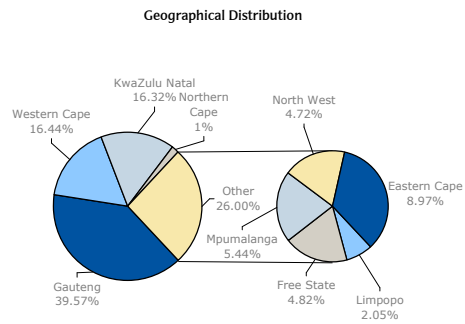
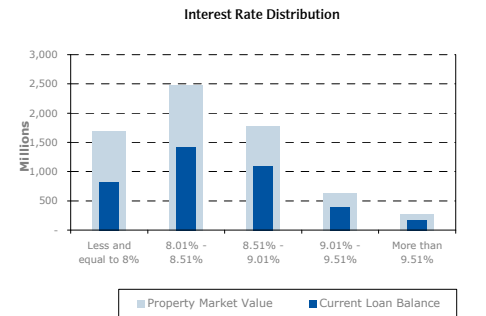
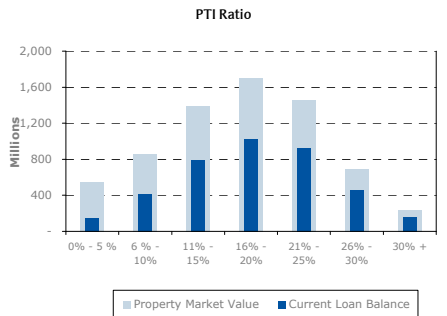
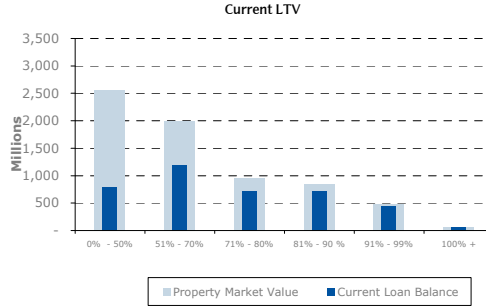
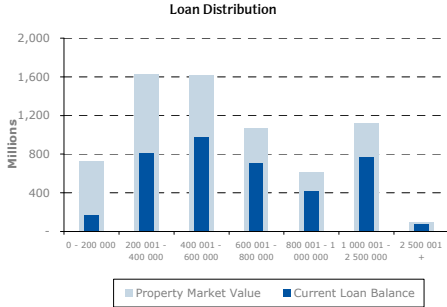
Collateral Performance

		<u>Trigger events</u>	<u>Trigger breached</u>
Current loan balance	R 3,915,969,752	Arrears reserve trigger event (>3months arrears exceed 0.75%)	No
Current property market valuation	R 6,866,165,211	Interest margin trigger event	No
Weighted average seasoning (months)	39.09	Early amortisation event	No
Weighted average index LTV	63.73%	Weighted average current LTV	No
Weighted average interest rate	8.54% ^{N2}	Servicer event of default	No
		Portfolio covenant	No
Portfolio characteristics		Portfolio covenants	
Weighted average original LTV	71.91%	Required Weighted average original LTV	73.32%
Weighted average current LTV	67.52%	Required Weighted average current LTV	69.60%
Weighted average PTI ratio	17.97%	Required Weighted average PTI ratio	19.84%
Highest single borrower balance	R 4,358,749	Highest Single borrower balance limit	R 9,882,570
Gauteng province percentage	39.57%	Required Gauteng province percentage	50.00%
Other province percentage	16.43%	Required Other province percentage	25.00%
Non owner occupied	4.14%	Required Non owner occupied percentage	5.24%
Self employed borrowers	26.39%	Required Self employed limit	27.95%

N2 Interest rate at Prime less 1.46%

SANLAM HOME LOANS 103 (PROPRIETARY) LIMITED
(Private company incorporated in the Republic of South Africa under number 2005/023298/07)

Portfolio data



SANLAM HOME LOANS 103 (PROPRIETARY) LIMITED

(Private company incorporated in the Republic of South Africa under number 2005/023298/07)

Portfolio data (continued)

Arrears Distribution as at 31 March 2010

	Current Loan Balance	%	Number of Loans	%
Performing Loans	3,522,417,842	89.95%	7,400	92.11%
1 Month	248,770,854	6.35%	405	5.04%
2 Months	70,789,259	1.81%	109	1.36%
3 Months	47,739,552	1.22%	72	0.90%
>= 4 Months	26,252,246	0.67%	48	0.60%
	3,915,969,752		8,034	

Commentary

Sanlam Home Loans 103 is performing in line with expectations from an arrears perspective and no trigger has been breached to date.

As at 31 March 2010, a total of 280 loans were repurchased at Fair Value. The Book Value of the loans amounted to R 191.1m, which represents 4.8% of the original portfolio, and the related Fair Value impairment amounted to R 28.9m. All repurchases were done in accordance with Regulatory Requirements and Transaction Documents.

Contact details

Consultant:
Debt Capital Markets
Sibusiso Zitha
Tel: 011 895 6417
E-mail:
sibusiso.zitha@absacapital.com

Product Controller:
Walter Green
Tel: 011 895 6769
E-mail:
walter.green@absacapital.com

Product Accountant:
Tumi Mmolawa
Tel: 011 895 6017
E-mail:
tumi.mmolawa@absacapital.com

Disclaimer: Copyright 2010. Publisher: Absa Capital. All rights reserved.

This document has been prepared by ABSA Capital (a division of ABSA Bank Limited), and is provided to you for information purposes only. The information in this document is derived from sources which are regarded as accurate and reliable and Absa Capital does not guarantee the accuracy and/or completeness of said information. No responsibility for any error, omission or loss sustained by any person acting or refraining from acting as a result of this document is accepted by Absa and/or the author/s of the material. Past performance is not an indication of future performance and future returns are not guaranteed. It is recommended that independent detailed advice (i.e. tax, accounting, legal and financial advice) be obtained in each case prior to placing any reliance or acting on the information contained in this document.

This report has been prepared for general communication and information purposes only and may not be construed as an offer to buy or sell or a solicitation of an offer to buy or sell any financial instruments referred to herein, or to participate in any particular trading strategy in any jurisdiction in relation to such financial instruments. Any additional information regarding any financial instruments and/or financial products reviewed in this report is available upon request. Any unauthorised use or disclosure of this report is prohibited. Absa and/or its subsidiaries and/or affiliates may act as bankers, arrangers and/or advisors to issuers and/or market makers in financial instruments issued by such issuers as listed in this publication.

This document is being made available in the Republic of South Africa to persons who have professional experience in, and whom Absa Capital believe, to be sufficiently knowledgeable to understand matters relating to investments.

Copyright of this document is owned by Absa Capital. No part of this document may be reproduced in any manner without prior written permission of Absa Capital. The contents of this document are proprietary to Absa Capital.

Manager certification:

The author/s as listed in this publication certifies that no part of its/their compensation was, is or will be, either directly or indirectly, related to the information expressed in this document.

Absa Capital is an authorised Financial Services Provider