

iVuzi Investments

Monthly Report as at 30 June 2010

Notes Issued

Program Limit	15,000	ZAR million	Issue Price
Authorised Issuance Amount	15,000	ZAR million	Issue Price

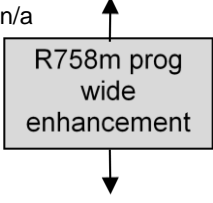
Total Notes Outstanding

	Issue Price	Accreted Value	Face Value
F1+ (zaf)	5,715	5,772	5,818
F1 (zaf)	-	-	-
F2 (zaf)	-	-	-
	5,715	5,772	5,818

Maximum tenor allowed	364	days
Maximum tenor outstanding	92	days
Average tenor	45	days (based on Original Principal Amount)
Most issued on a single day during period	533	ZAR million Issue Price
Largest outstanding maturing amount	508	ZAR million Outstanding Principal Amount
Conditions preventing issuance	No	(Yes/No)

Liability Structure (accreted values)

	Vector Model	Funded	Unfunded
F1+ (zaf)	5,013	n/a	n/a
F1 (zaf)	0		
F2 (zaf)	83		
F3 (zaf)	420		
BB+ (zaf)	54		
BB (zaf) to BB- (zaf)	201		
	5,772	-	



*Program-wide credit enhancement required to support F1+ (zaf) notes issued, either funded by way of notes or unfunded by way of F1+ (zaf) guarantee

Guarantee Providers

RMB	F1+ (zaf)	758	ZAR million
-----	-----------	-----	-------------

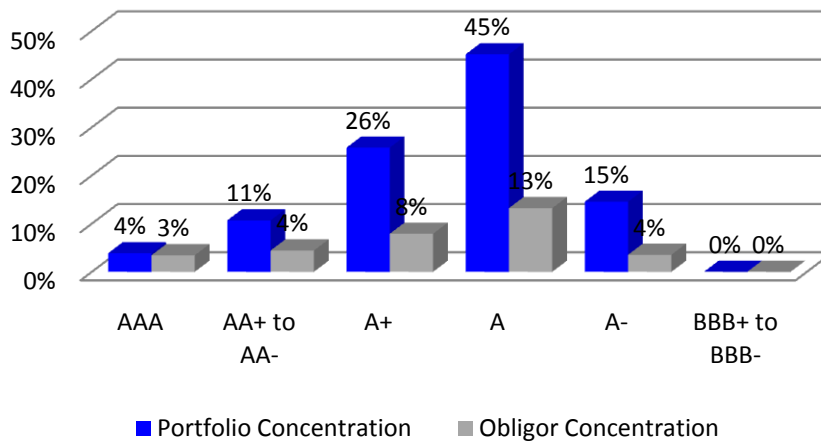
No call on the guarantee has taken place.

Assets

Maximum maturity	32.9	years (based on Legal Maturity)
Average expected maturity	4.6	years (weighted by accreted value)
Largest Obligor (as % of conduit size)	13.1%	
Number of Obligors	21	
Largest % of any listed issuance	6.0%	
Book value (accreted value)	5,813	ZAR million (book value)
Program Wind Down Event	No	(Yes/no)

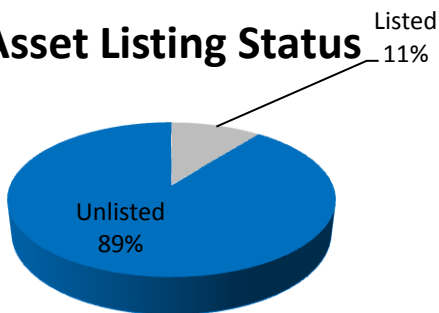
Asset Concentrations

Credit Concentration Analysis

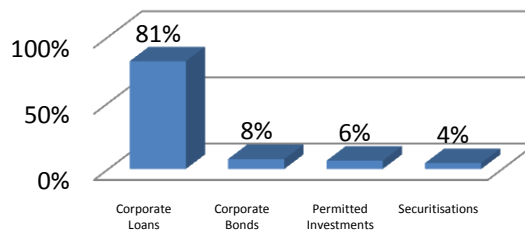


Asset Category Analysis (based on accreted value)

Asset Listing Status

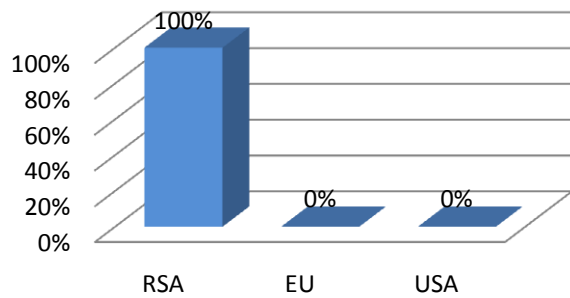


Category of Asset

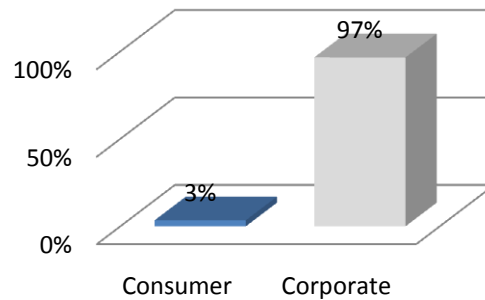


Asset Origination

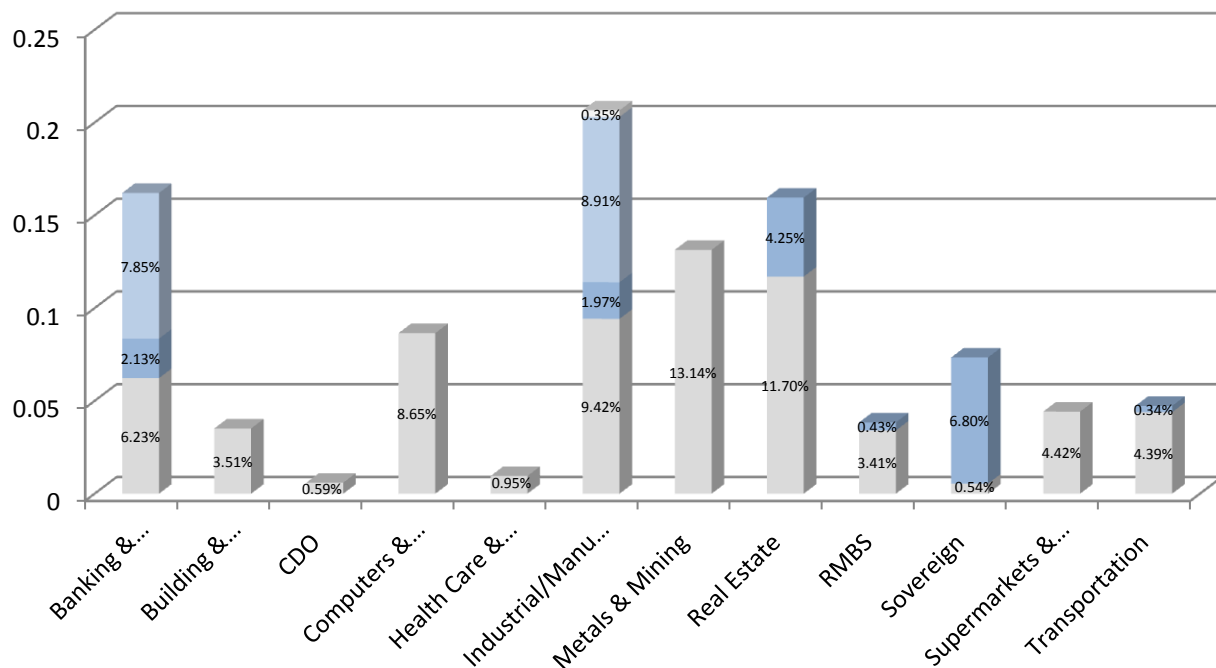
Country of Origination



Asset Type



Asset Industry Analysis (based on accreted value)



Asset Exposures by Industry (based on accreted value)

Ratings	AAA	AA	AA-	A+	A	A-
Banking & Finance		6.23%		9.98%		
Building & Materials						3.51%
CDO				0.35%		0.24%
Computers & Electronics					8.65%	
Health Care & Pharmaceuticals						0.95%
Industrial/Manufacturing				10.88%	0.35%	9.42%
Metals & Mining					13.14%	
Real Estate					15.95%	
RMBS	3.84%					
Sovereign			0.54%		6.80%	
Supermarkets & Drugstores				4.42%		
Transportation			4.39%			0.34%

Other

Liquidity facility providers

Minimum total liquidity commitment 4,544 ZAR million

Tranched liquidity facilities

F1+ (zaf) 4,544 ZAR million

F1 (zaf) -

F2 (zaf) -

4,544 ZAR million

Providers	Rating	Commitment	Drawn
RMB	F1+ (zaf)	4,544	0

Placement agents RMB Money Market

Make Whole facility

Committed amount 0 ZAR million

Amount drawn down 0 ZAR million

Hedge counterparties (value of exposure to the provider)

RMB -106.89 ZAR million F1+ (zaf)

Deal-specific News

During the month iVuzi placed or rolled R1,5 billion face value of notes and R1,883 billion of notes matured, decreasing the overall notes by R0.36 million.

Permitted investments decreased.