

ivuzi Investments

Monthly Report as at 31 May 2009

Notes Issued

Program Limit	15,000 ZAR million Issue Price
Authorised issuance amount	15,000 ZAR million Issue Price

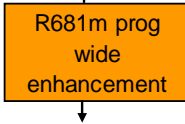
Total notes outstanding

	Issue Price	Accreted Value	Face Value	
F1+ (zaf)	5,032	5,151	5,199	
F1 (zaf)	-	-	-	
F2 (zaf)	-	-	-	
	5,032	5,151	5,199	ZAR million

Maximum tenor allowed	364 days
Maximum tenor outstanding	90 days
Average tenor	47 days (based on Original Principal Amount)
Most issued on a single day during period	319 ZAR million Issue Price
Largest outstanding maturing amount	572 ZAR million Outstanding Principal Amount
Conditions preventing issuance	No (Yes/No)

Liability Structure (accreted Values)

Profile	Credit Enhancement*			
	Vector Model	Funded	Unfunded	
F1+ (zaf)	4,469	n/a	n/a	
F1 (zaf)	24			
F2 (zaf)	265			
F3 (zaf)	145			
BB+ (zaf)	144			
BB (zaf) to BB- (zaf)	103			
	5,151	-	681	ZAR million



* Program Wide Credit Enhancement required to support F1+ (zaf) notes issued, either funded by way of notes or unfunded by way of F1+(zaf) guarantee

Guarantee Providers

RMB	F1+ (zaf)	681 ZAR million
-----	-----------	-----------------

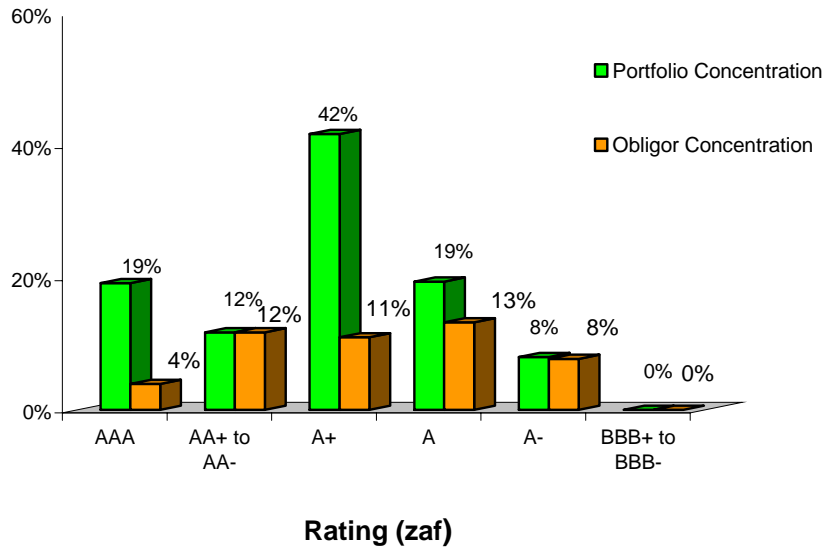
No call on the guarantee has taken place

Assets

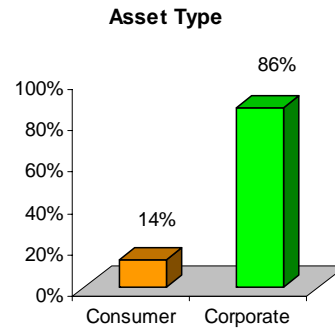
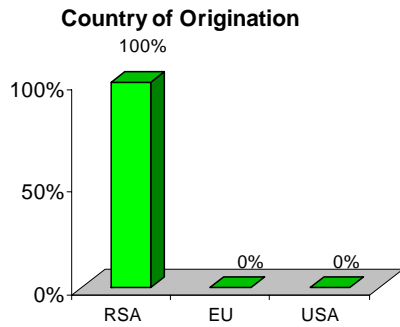
Maximum maturity	34.0 years (based on Legal Maturity)
Average expected maturity	4.2 years (weighted by accreted value)
Largest Obligor (as % of conduit size)	14%
Number of Obligors	23
Largest % of any listed issuance	100%
Book value (accreted value)	5,163 ZAR million (book value)
Program Wind Down Event	No (Yes/no)

Asset Concentrations

Credit Concentration Analysis

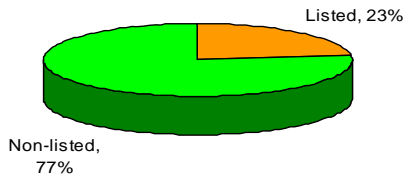


Asset Origination

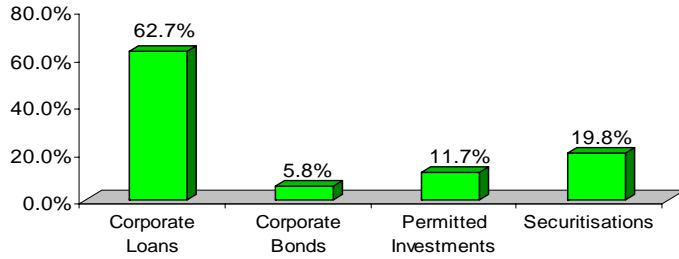


Asset Category Analysis (based on accreted value)

Asset Listing Status

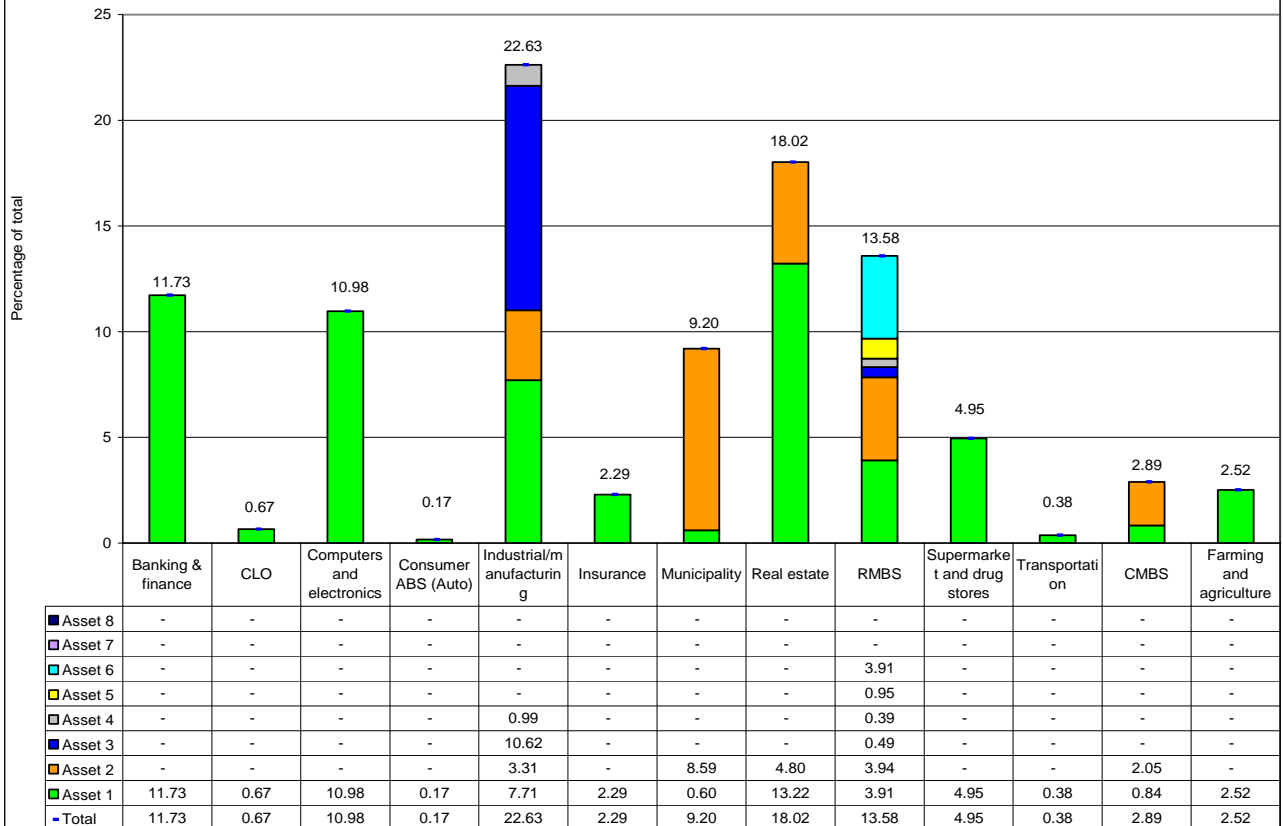


Category of Asset



Asset Industry Analysis (based on accreted value)

Industry make up of Portfolio



Disclaimer: Whilst all care has been taken by FirstRand Bank Limited, Reg. No. 1929/001225/06, (acting through its Rand Merchant Bank division) ("the Bank") in the preparation of the opinions and forecasts and provision of the information contained in this report, the Bank does not make any representations or give any warranties as to their correctness, accuracy or completeness, nor does the Bank assume liability for any losses arising from errors or omissions in the opinions, forecasts or information irrespective of whether there has been any negligence by the Bank, its affiliates or any officers or employees of the Bank, and whether such losses be direct, indirect or consequential.

Asset Exposures by Industry (based on accreted value)

Industry	Rating					
	AAA (zaf)	AA (zaf)	A+ (zaf)	A (zaf)	A- (zaf)	BBB+ (zaf)
Aerospace and defense	-	-	-	-	-	-
Automobiles	-	-	-	-	-	-
Banking & finance	-	11.73%	-	-	-	-
Real estate	-	-	-	18.02%	-	-
Broadcasting and media	-	-	-	-	-	-
Building and materials	-	-	-	-	-	-
Cable	-	-	-	-	-	-
Chemicals	-	-	-	-	-	-
CLO	-	-	0.39%	-	0.27%	-
CMBS	2.89%	-	-	-	-	-
Commercial ABS (Equipment Leases)	-	-	-	-	-	-
Computers and electronics	-	-	10.98%	-	-	-
Consumer ABS (Storecard)	-	-	-	-	-	-
Consumer ABS (Auto)	0.17%	-	-	-	-	-
Consumer products	-	-	-	-	-	-
Energy	-	-	-	-	-	-
Environmental services	-	-	-	-	-	-
Farming and agriculture	0.03	-	-	-	-	-
Food, beverage and tobacco	-	-	-	-	-	-
Gaming, lodging and restaurants	-	-	-	-	-	-
Health care and pharmaceuticals	-	-	-	-	-	-
Industrial/manufacturing	-	-	13.92%	0.99%	7.71%	-
Insurance	-	-	2.29%	-	-	-
Leisure and entertainment	-	-	-	-	-	-
Metals and mining	-	-	-	-	-	-
Miscellaneous	-	-	-	-	-	-
Municipality	-	-	9.20%	-	-	-
Paper and forest products	-	-	-	-	-	-
Retail	-	-	-	-	-	-
RMBS	13.58%	-	-	-	-	-
Sovereign	-	-	-	-	-	-
Structured Finance Obligations	-	-	-	-	-	-
Supermarket and drug stores	-	-	4.95%	-	-	-
Trade receivables	-	-	-	-	-	-
Telecommunications	-	-	-	-	-	-
Textiles and furniture	-	-	-	-	-	-
Transportation	-	-	-	0.38%	-	-
Utilities	-	-	-	-	-	-

Other

Liquidity facility providers

Minimum Total Liquidity Commitment ZAR 3,848m

Tranched Liquidity Facilities

F1+ (zaf) ZAR 3,848m

F1 (zaf) -

F2 (zaf) -

ZAR 3,848m

Providers

RMB

Rating

F1+ (zaf)

Commitment

ZAR 3,848m

Drawn

0

Placement agents

RMB Money Market

Make Whole Facility

Committed amount

0 ZAR million

Amount drawn down

0 ZAR million

Hedge counterparties

RMB

(value of exposure to the provider)

25 ZAR million

F1+ (zaf)

Deal Specific News

During the month iVuzi placed or rolled R1.1 billion face value of notes, R0.9 billion of notes matured, increasing the overall notes in issue to R5.2 billion.

Permitted investments increased

No assets were purchased or sold during the month.