

Notes in Issuance

Programme Limit	R 15,000,000,000
% Notes issued	36.22%
% Notes available for future issuance	63.78%
Total Notes Outstanding - Market Value	R 5,383,197,781
Total Notes Outstanding - Face Value	R 5,433,000,000
Largest daily issuance within reporting cycle - Face Value	R 619,000,000
Number of Series in Issue	22
Maximum Maturity allowed	364 days
Longest Remaining Maturity - Days	83 days
Shortest Remaining Maturity - Days	6 days
Average Maturity - Days	39 days
Conditions Precedent that prevent issue of Notes (Yes/No)	No
Ratings of Notes	Prime -1.za/F1+(zaf)

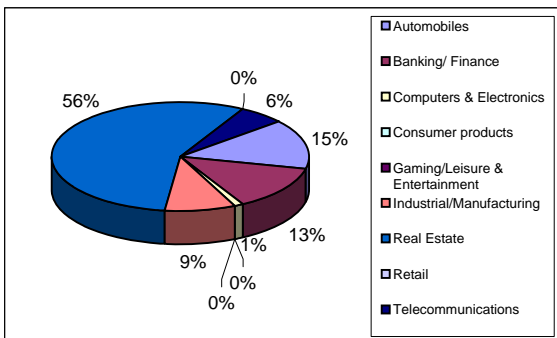
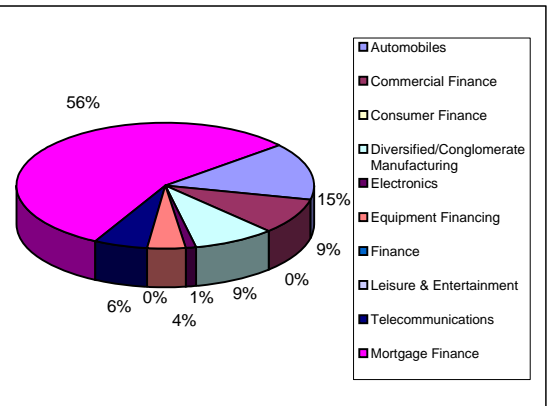
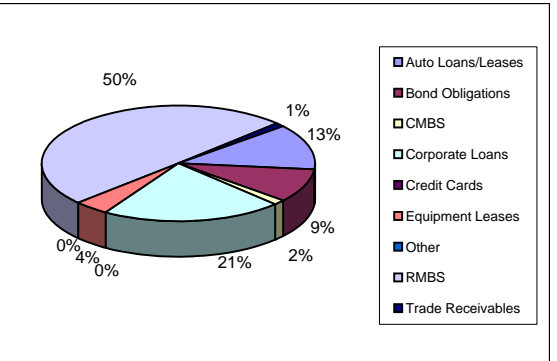
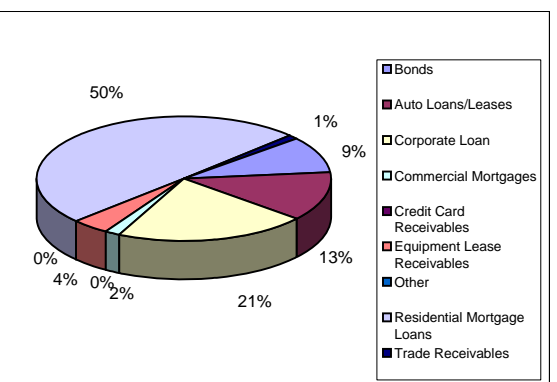
Facilities

Liquidity	
Minimum Liquidity Commitment	R 5,437,000,000.00
Amount drawn down	Nil
Programme Wide Credit Enhancement	N/A
Programme Wide Credit Enhancement available	N/A
Programme Wide Credit Enhancement required	N/A
Programme Wide Credit Enhancement drawn down	N/A

Assets - General information

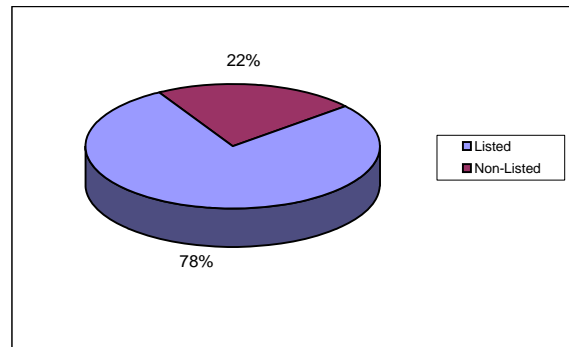
Total Assets - Book Value	R 5,390,902,269
Number of Assets in Program	
<i>Participating Eligible Investment</i>	1
<i>Rated Securities</i>	8
<i>Rated ABS</i>	32
Maximum Legal Maturity	35.33 Years
Expected Average Maturity	1.46 Years
Largest % of any Participating Asset (Principal Balance)	7.51%

Assets - Details

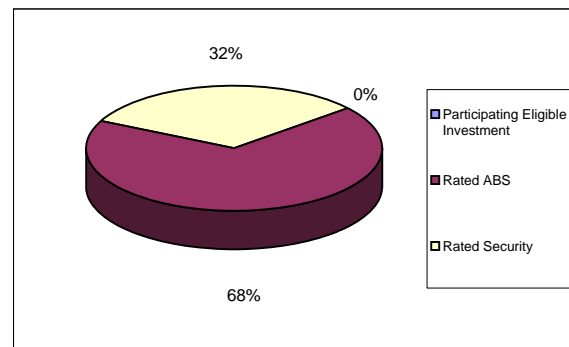
		% of Participating Assets	
Industry Category (Fitch)	Automobiles	14.60%	
	Banking/ Finance	13.57%	
	Computers & Electronics	1.13%	
	Consumer products	0.00%	
	Gaming/Leisure & Entertainment	0.00%	
	Industrial/Manufacturing	8.82%	
	Real Estate	56.07%	
	Retail	0.00%	
	Telecommunications	5.81%	
Total	100.00%		
Industry Category (Moody's)	Automobiles	14.60%	
	Commercial Finance	9.39%	
	Consumer Finance	0.00%	
	Diversified/Conglomerate Manufacturing	8.82%	
	Electronics	1.13%	
	Equipment Financing	4.15%	
	Finance	0.03%	
	Leisure & Entertainment	0.00%	
	Telecommunications	5.81%	
	Mortgage Finance	56.07%	
Total	100.00%		
Asset Category (Fitch)	Auto Loans/Leases	12.78%	
	Bond Obligations	9.39%	
	CMBS	1.55%	
	Corporate Loans	21.18%	
	Credit Cards	0.00%	
	Equipment Leases	4.15%	
	Other	0.03%	
	RMBS	49.80%	
	Trade Receivables	1.13%	
Total	100.00%		
Asset Category (Moody's)	Bonds	9.39%	
	Auto Loans/Leases	12.78%	
	Corporate Loan	21.18%	
	Commercial Mortgages	1.55%	
	Credit Card Receivables	0.00%	
	Equipment Lease Receivables	4.15%	
	Other	0.03%	
	Residential Mortgage Loans	49.80%	
	Trade Receivables	1.13%	
Total	100.00%		

Assets - Details
**% of
Participating
Assets**

Listed/Non Listed		
Listed		77.67%
Non-Listed		22.33%
Total		100.00%



Asset Type		
Participating Eligible Investment		0.03%
Rated ABS		68.28%
Rated Security		31.70%
Total		100.00%



Asset Rating Fitch and / or Moody's		
AAA(zaf) or equivalent		61.85%
AA+(zaf) or equivalent		4.27%
AA(zaf) or equivalent		3.98%
AA-(zaf) or equivalent		10.52%
Affirmation		19.35%
N/A		0.03%
Total		100.00%

