

Notes in Issuance

Programme Limit	R 15,000,000,000
% Notes issued	38.33%
% Notes available for future issuance	61.67%
Total Notes Outstanding - Market Value	R 5,704,638,497
Total Notes Outstanding - Face Value	R 5,750,000,000
Largest daily issuance within reporting cycle - Face Value	R 657,000,000
Number of Series in Issue	26
Maximum Maturity allowed	364 days
Longest Remaining Maturity - Days	82 days
Shortest Remaining Maturity - Days	2 days
Average Maturity - Days	41 days
Conditions Precedent that prevent issue of Notes (Yes/No)	No
Ratings of Notes	Prime -1.za/F1+(zaf)

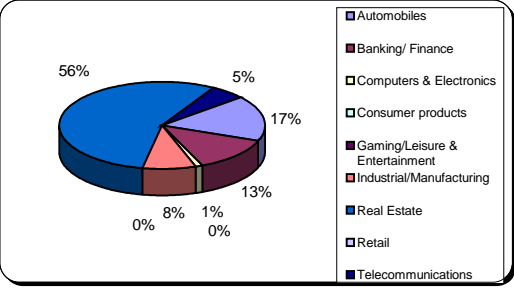
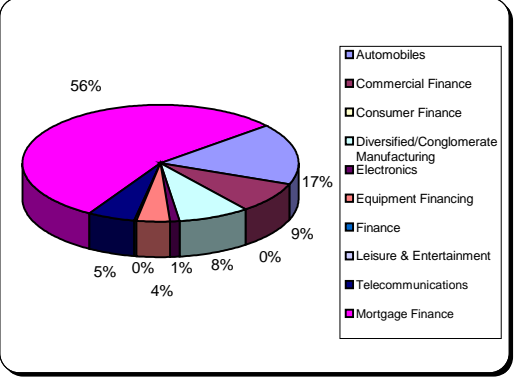
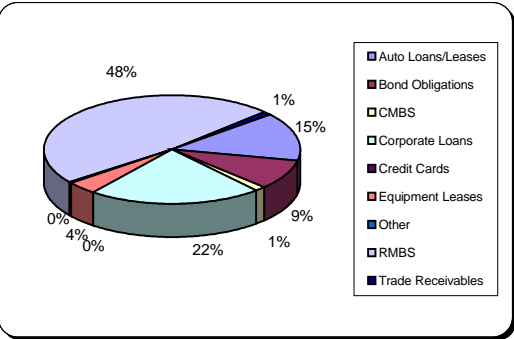
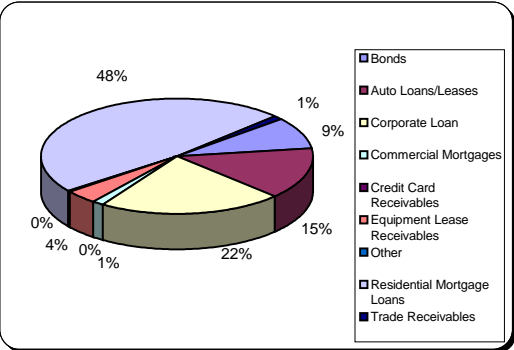
Facilities

Liquidity	
Minimum Liquidity Commitment	R 5,754,100,000.00
Amount drawn down	Nil
Programme Wide Credit Enhancement	N/A
Programme Wide Credit Enhancement available	N/A
Programme Wide Credit Enhancement required	N/A
Programme Wide Credit Enhancement drawn down	N/A

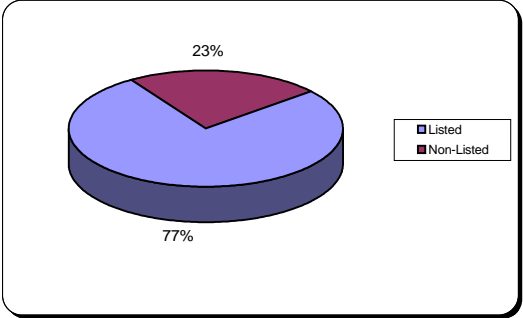
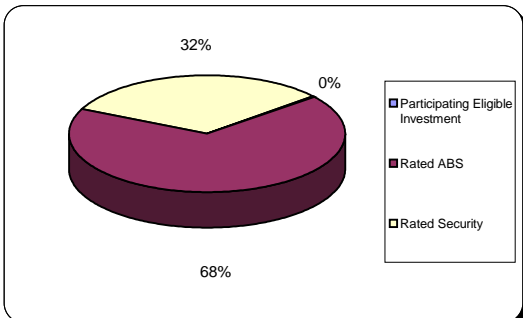
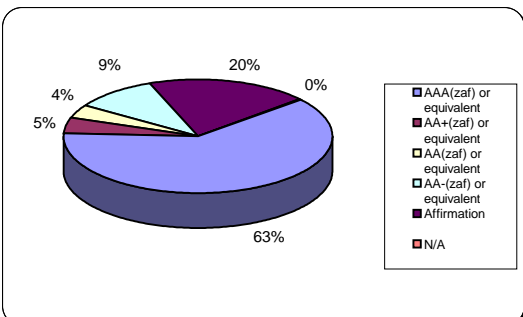
Assets - General information

Total Assets - Book Value	R 5,700,860,521
Number of Assets in Program	
<i>Participating Eligible Investment</i>	1
<i>Rated Securities</i>	9
<i>Rated ABS</i>	34
Maximum Legal Maturity	35.49 Years
Expected Average Maturity	1.53 Years
Largest % of any Participating Asset (Principal Balance)	7.09%

Assets - Details

		% of Participating Assets	
Industry Category (Fitch)	Automobiles	16.81%	
	Banking/ Finance	12.95%	
	Computers & Electronics	1.10%	
	Consumer products	0.00%	
	Gaming/Leisure & Entertainment	0.00%	
	Industrial/Manufacturing	8.33%	
	Real Estate	55.33%	
	Retail	0.00%	
	Telecommunications	5.48%	
	Total	100.00%	
Industry Category (Moody's)	Automobiles	16.81%	
	Commercial Finance	8.86%	
	Consumer Finance	0.00%	
	Diversified/Conglomerate Manufacturing	8.33%	
	Electronics	1.10%	
	Equipment Financing	3.92%	
	Finance	0.16%	
	Leisure & Entertainment	0.00%	
	Telecommunications	5.48%	
	Mortgage Finance	55.33%	
Total	100.00%		
Asset Category (Fitch)	Auto Loans/Leases	14.53%	
	Bond Obligations	8.86%	
	CMBS	1.46%	
	Corporate Loans	21.87%	
	Credit Cards	0.00%	
	Equipment Leases	3.92%	
	Other	0.16%	
	RMBS	48.09%	
	Trade Receivables	1.10%	
Total	100.00%		
Asset Category (Moody's)	Bonds	8.86%	
	Auto Loans/Leases	14.53%	
	Corporate Loan	21.87%	
	Commercial Mortgages	1.46%	
	Credit Card Receivables	0.00%	
	Equipment Lease Receivables	3.92%	
	Other	0.16%	
	Residential Mortgage Loans	48.09%	
	Trade Receivables	1.10%	
Total	100.00%		

Assets - Details

		% of Participating Assets	
Listed/Non Listed	Listed	76.87%	
	Non-Listed	23.13%	
	Total	100.00%	
Asset Type	Participating Eligible Investment	0.16%	
	Rated ABS	68.00%	
	Rated Security	31.83%	
	Total	100.00%	
Asset Rating Fitch and / or Moody's	AAA(zaf) or equivalent	61.94%	
	AA+(zaf) or equivalent	4.58%	
	AA(zaf) or equivalent	3.76%	
	AA-(zaf) or equivalent	9.96%	
	Affirmation	19.60%	
	N/A	0.16%	
	Total	100.00%	