

**Notes in Issuance**

Programme Limit	R 15,000,000,000
% Notes issued	35.23%
% Notes available for future issuance	64.77%
Total Notes Outstanding - Market Value	R 5,243,942,421
Total Notes Outstanding - Face Value	R 5,285,000,000
Largest daily issuance within reporting cycle - Face Value	R 666,000,000
Number of Series in Issue	21
Maximum Maturity allowed	364 days
Longest Remaining Maturity - Days	84 days
Shortest Remaining Maturity - Days	3 days
Average Maturity - Days	42 days
Conditions Precedent that prevent issue of Notes (Yes/No)	No
Ratings of Notes	Prime -1.za/F1+(zaf)

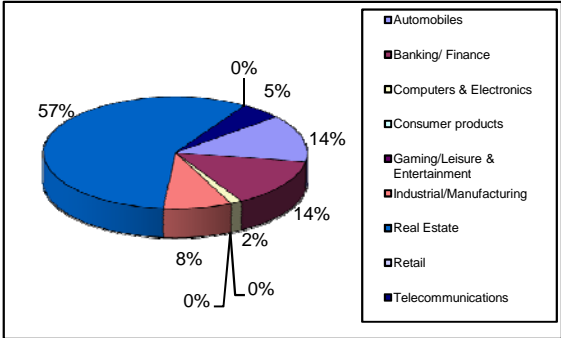
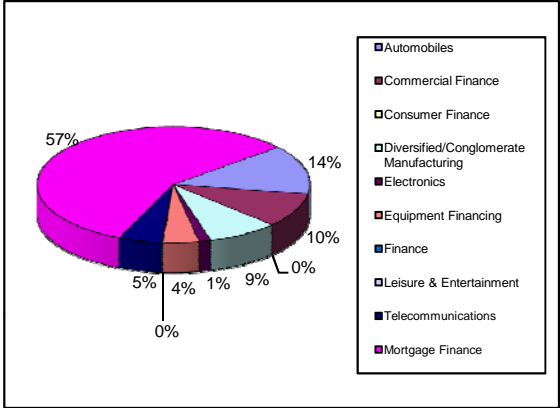
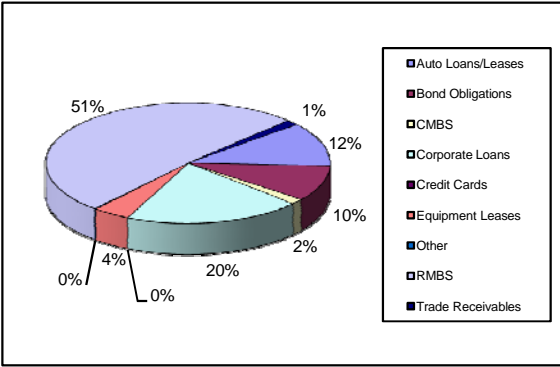
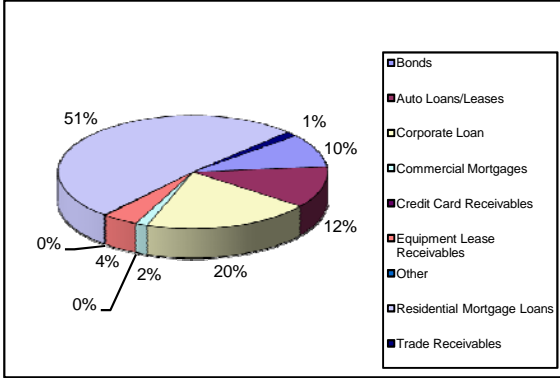
**Facilities**

<b>Liquidity</b>	
Minimum Liquidity Commitment	R 5,288,900,000.00
Amount drawn down	Nil
<b>Programme Wide Credit Enhancement</b>	
Programme Wide Credit Enhancement available	N/A
Programme Wide Credit Enhancement required	N/A
Programme Wide Credit Enhancement drawn down	N/A

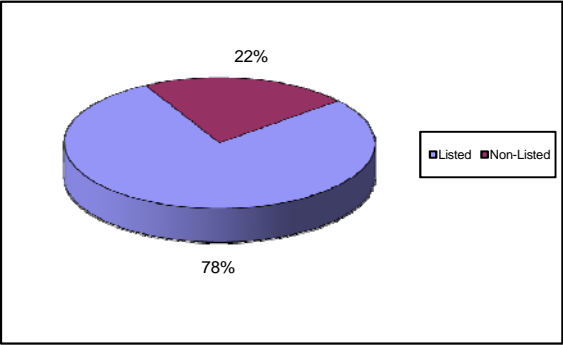
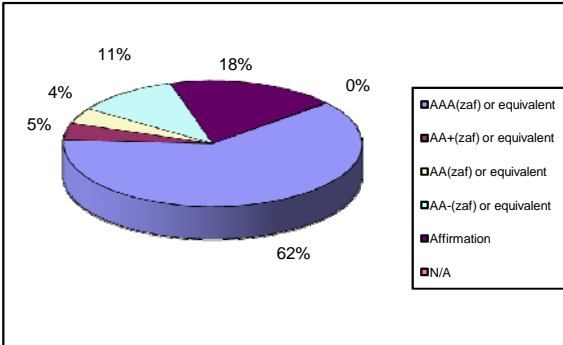
**Assets - General information**

Total Assets - Book Value	R 5,252,407,927
Number of Assets in Program	
<i>Participating Eligible Investment</i>	1
<i>Rated Securities</i>	8
<i>Rated ABS</i>	30
Maximum Legal Maturity	35.24 Years
Expected Average Maturity	1.46 Years
Largest % of any Participating Asset (Principal Balance)	7.71%

**Assets - Details**

		% of Participating Assets	
<b>Industry Category (Fitch)</b>	Automobiles	13.67%	
	Banking/ Finance	14.07%	
	Computers & Electronics	1.43%	
	Consumer products	0.00%	
	Gaming/Leisure & Entertainment	0.00%	
	Industrial/Manufacturing	8.40%	
	Real Estate	57.38%	
	Retail	0.00%	
	Telecommunications	5.06%	
	<b>Total</b>	<b>100.00%</b>	
<b>Industry Category (Moody's)</b>	Automobiles	13.67%	
	Commercial Finance	9.64%	
	Consumer Finance	0.00%	
	Diversified/Conglomerate Manufacturing	8.40%	
	Electronics	1.43%	
	Equipment Financing	4.26%	
	Finance	0.17%	
	Leisure & Entertainment	0.00%	
	Telecommunications	5.06%	
	Mortgage Finance	57.38%	
	<b>Total</b>	<b>100.00%</b>	
<b>Asset Category (Fitch)</b>	Auto Loans/Leases	11.79%	
	Bond Obligations	9.64%	
	CMBS	1.44%	
	Corporate Loans	20.17%	
	Credit Cards	0.00%	
	Equipment Leases	4.26%	
	Other	0.17%	
	RMBS	51.10%	
	Trade Receivables	1.43%	
<b>Total</b>	<b>100.00%</b>		
<b>Asset Category (Moody's)</b>	Bonds	9.64%	
	Auto Loans/Leases	11.79%	
	Corporate Loan	20.17%	
	Commercial Mortgages	1.44%	
	Credit Card Receivables	0.00%	
	Equipment Lease Receivables	4.26%	
	Other	0.17%	
	Residential Mortgage Loans	51.10%	
	Trade Receivables	1.43%	
<b>Total</b>	<b>100.00%</b>		

**Assets - Details**
**% of Participating Assets**

<b>Listed/Non Listed</b>	Listed	78.23%	
	Non-Listed	21.77%	
	<b>Total</b>	<b>100.00%</b>	
<b>Asset Type</b>	Participating Eligible Investment	0.17%	
	Rated ABS	68.59%	
	Rated Security	31.24%	
	<b>Total</b>	<b>100.00%</b>	
<b>Asset Rating Fitch and / or Moody's</b>	AAA(zaf) or equivalent	62.00%	
	AA+(zaf) or equivalent	4.38%	
	AA(zaf) or equivalent	4.09%	
	AA-(zaf) or equivalent	11.06%	
	Affirmation	18.30%	
	N/A	0.17%	
	<b>Total</b>	<b>100.00%</b>	