

Notes in Issuance

Programme Limit	R 15,000,000,000
% Notes issued	51.37%
% Notes available for future issuance	48.63%
Total Notes Outstanding - Market Value	R 7,600,070,337
Total Notes Outstanding - Face Value	R 7,706,000,000
Largest daily issuance within reporting cycle - Face Value	R 1,154,000,000
Number of Series in Issue	34
Maximum Maturity allowed	364 days
Longest Remaining Maturity - Days	86 days
Shortest Remaining Maturity - Days	1 day
Average Maturity - Days	43 days
Conditions Precedent that prevent issue of Notes (Yes/No)	No
Ratings of Notes	Prime -1.za/F1+(zaf)

Facilities

Liquidity	
Minimum Liquidity Commitment	R 7,710,700,000
Amount drawn down	Nil
Programme Wide Credit Enhancement	N/A
Programme Wide Credit Enhancement available	N/A
Programme Wide Credit Enhancement required	N/A
Programme Wide Credit Enhancement drawn down	N/A

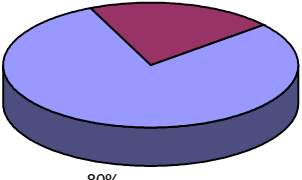
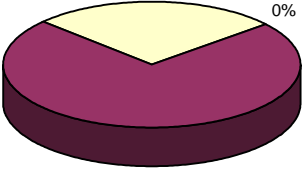
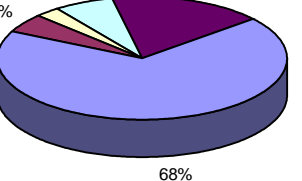
Assets - General information

Total Assets - Book Value	R 7,597,572,072
Number of Assets in Program	
<i>Participating Eligible Investment</i>	1
<i>Rated Securities</i>	10
<i>Rated ABS</i>	45
Maximum Legal Maturity	36.66 Years
Expected Average Maturity	2.18 Years
Largest % of any Participating Asset (Principal Balance)	6.67%

Assets - Details

		% of Participating Assets	
Industry Category (Fitch)	Automobiles	23.82%	
	Banking/ Finance	10.04%	
	Consumer products	0.00%	
	Gaming/Leisure & Entertainment	0.00%	
	Industrial/Manufacturing	6.93%	
	Real Estate	54.14%	
	Retail	0.00%	
	Telecommunications	5.07%	
	Total	100.00%	
Industry Category (Moody's)	Automobiles	23.82%	
	Commercial Finance	6.67%	
	Consumer Finance	0.00%	
	Equipment Financing	3.34%	
	Diversified/Conglomerate Manufacturing	6.93%	
	Finance	0.03%	
	Leisure & Entertainment	0.00%	
	Telecommunications	5.07%	
	Mortgage Finance	54.14%	
	Total	100.00%	
Asset Category (Fitch)	Auto Loans/Leases	20.61%	
	Bond Obligations	6.67%	
	CMBS	3.65%	
	Corporate Loans	20.39%	
	Credit Cards	0.00%	
	Equipment Leases	3.34%	
	Other	0.04%	
	RMBS	45.30%	
	Total	100.00%	
	Asset Category (Moody's)	Bonds	
Auto Loans/Leases		20.61%	
Corporate Loan		20.39%	
Commercial Mortgages		3.65%	
Credit Card Receivables		0.00%	
Equipment Lease Receivables		3.34%	
Other		0.04%	
Residential Mortgage Loans		45.30%	
Total		100.00%	

Assets - Details
**% of
Participating
Assets**

Listed/Non Listed	Listed	79.58%	
	Non-Listed	20.42%	
	Total	100.00%	
Asset Type	Participating Eligible Investment	0.03%	
	Rated ABS	72.91%	
	Rated Security	27.06%	
Total	100.00%		
Asset Rating Fitch and / or Moody's	AAA(zaf) or equivalent	68.34%	
	AA+(zaf) or equivalent	4.94%	
	AA(zaf) or equivalent	2.83%	
	AA-(zaf) or equivalent	6.67%	
	Affirmation	17.18%	
	N/A	0.04%	
Total	100.00%		