

Notes in Issuance

Programme Limit	R 15,000,000,000
% Notes issued	42.99%
% Notes available for future issuance	57.01%
Total Notes Outstanding - Market Value	R 6,376,200,134
Total Notes Outstanding - Face Value	R 6,448,000,000
Largest daily issuance within reporting cycle - Face Value	R 808,000,000
Number of Series in Issue	29
Maximum Maturity allowed	364 days
Longest Remaining Maturity - Days	235 days
Shortest Remaining Maturity - Days	11 days
Average Maturity - Days	56 days
Conditions Precedent that prevent issue of Notes (Yes/No)	No
Ratings of Notes	Prime -1.za/F1+(zaf)

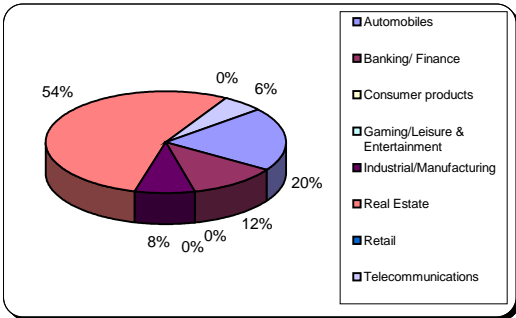
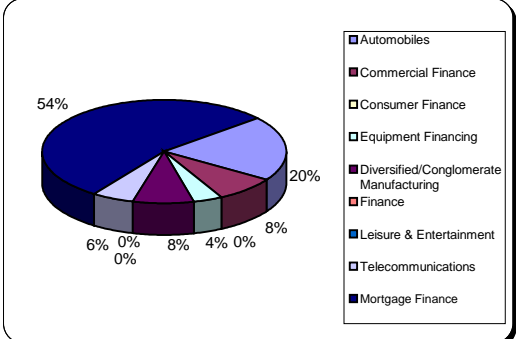
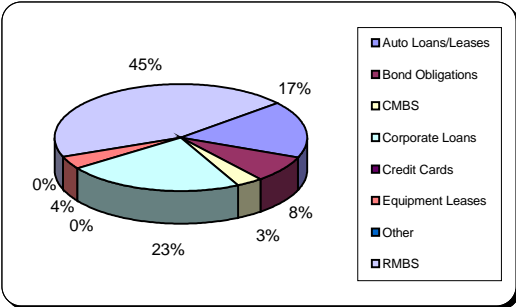
Facilities

Liquidity	
Minimum Liquidity Commitment	R 6,452,600,000.00
Amount drawn down	Nil
Programme Wide Credit Enhancement	N/A
Programme Wide Credit Enhancement available	N/A
Programme Wide Credit Enhancement required	N/A
Programme Wide Credit Enhancement drawn down	N/A

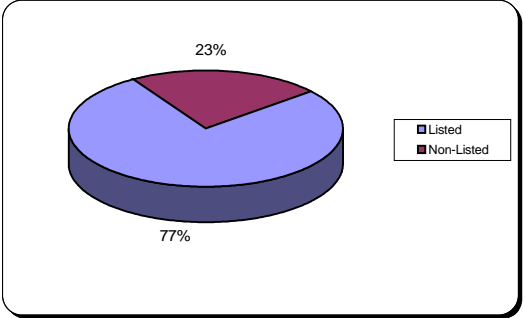
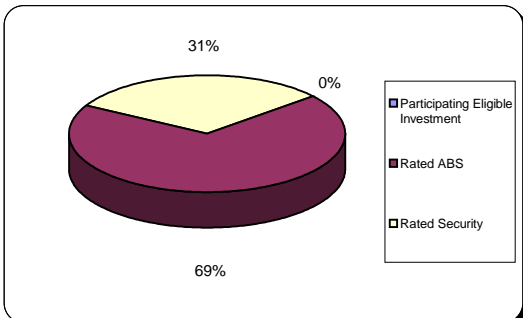
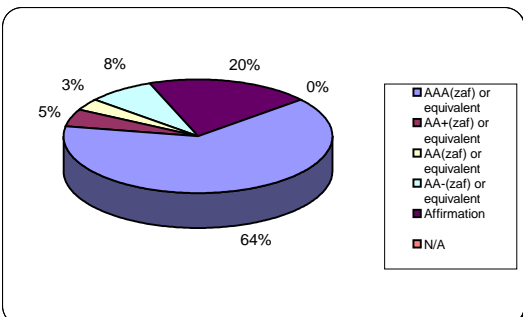
Assets - General information

Total Assets - Book Value	R 6,372,606,841
Number of Assets in Program	
<i>Participating Eligible Investment</i>	1
<i>Rated Securities</i>	10
<i>Rated ABS</i>	39
Maximum Legal Maturity	35.99 Years
Expected Average Maturity	1.79 Years
Largest % of any Participating Asset (Principal Balance)	6.34%

Assets - Details

		% of Participating Assets	
Industry Category (Fitch)	Automobiles	20.41%	
	Banking/ Finance	11.92%	
	Consumer products	0.00%	
	Gaming/Leisure & Entertainment	0.00%	
	Industrial/Manufacturing	7.92%	
	Real Estate	54.19%	
	Retail	0.00%	
	Telecommunications	5.56%	
	Total	100.00%	
Industry Category (Moody's)	Automobiles	20.41%	
	Commercial Finance	7.93%	
	Consumer Finance	0.00%	
	Equipment Financing	3.96%	
	Diversified/Conglomerate Manufacturing	7.92%	
	Finance	0.03%	
	Leisure & Entertainment	0.00%	
	Telecommunications	5.56%	
	Mortgage Finance	54.19%	
	Total	100.00%	
Asset Category (Fitch)	Auto Loans/Leases	17.34%	
	Bond Obligations	7.93%	
	CMBS	3.30%	
	Corporate Loans	22.79%	
	Credit Cards	0.00%	
	Equipment Leases	3.96%	
	Other	0.03%	
	RMBS	44.65%	
	Total	100.00%	
	Asset Category (Moody's)	Bonds	
Auto Loans/Leases		17.34%	
Corporate Loan		22.79%	
Commercial Mortgages		3.30%	
Credit Card Receivables		0.00%	
Equipment Lease Receivables		3.96%	
Other		0.03%	
Residential Mortgage Loans		44.65%	
Total		100.00%	

Assets - Details

		% of Participating Assets	
Listed/Non Listed	Listed	77.19%	
	Non-Listed	22.81%	
	Total	100.00%	
Asset Type	Participating Eligible Investment	0.02%	
	Rated ABS	69.26%	
	Rated Security	30.72%	
	Total	100.00%	
Asset Rating Fitch and / or Moody's	AAA(zaf) or equivalent	63.84%	
	AA+(zaf) or equivalent	5.13%	
	AA(zaf) or equivalent	3.36%	
	AA-(zaf) or equivalent	7.93%	
	Affirmation	19.71%	
	N/A	0.03%	
	Total	100.00%	