

Notes in Issuance

Programme Limit	R 15,000,000,000
% Notes issued	50.39%
% Notes available for future issuance	49.61%
Total Notes Outstanding - Market Value	R 7,407,252,072
Total Notes Outstanding - Face Value	R 7,559,000,000
Largest daily issuance within reporting cycle - Face Value	R 923,000,000
Number of Series in Issue	33
Maximum Maturity allowed	364 days
Longest Remaining Maturity - Days	180 days
Shortest Remaining Maturity - Days	9 days
Average Maturity - Days	58 days
Conditions Precedent that prevent issue of Notes (Yes/No)	No
Ratings of Notes	Prime -1.za/F1+(zaf)

Facilities

Liquidity	
Minimum Liquidity Commitment	R 7,564,000,000.00
Amount drawn down	Nil
Programme Wide Credit Enhancement	N/A
Programme Wide Credit Enhancement available	N/A
Programme Wide Credit Enhancement required	N/A
Programme Wide Credit Enhancement drawn down	N/A

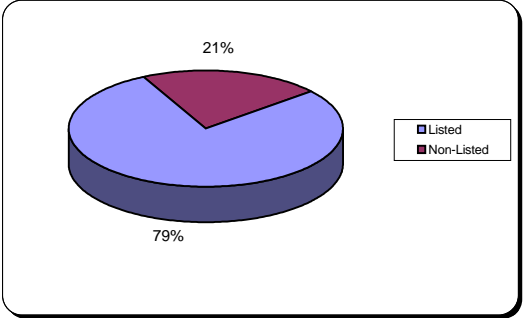
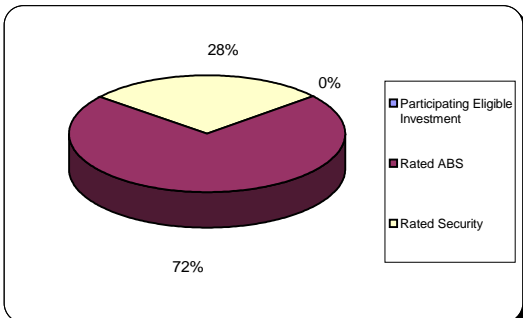
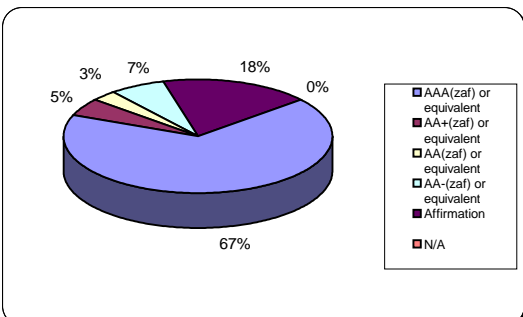
Assets - General information

Total Assets - Book Value	R 7,398,236,851
Number of Assets in Program	
<i>Participating Eligible Investment</i>	1
<i>Rated Securities</i>	10
<i>Rated ABS</i>	44
Maximum Legal Maturity	36.49 Years
Expected Average Maturity	2.08 Years
Largest % of any Participating Asset (Principal Balance)	6.57%

Assets - Details

		% of Participating Assets	
Industry Category (Fitch)	Automobiles	22.19%	
	Banking/ Finance	10.35%	
	Consumer products	0.00%	
	Gaming/Leisure & Entertainment	0.00%	
	Industrial/Manufacturing	7.22%	
	Real Estate	54.87%	
	Retail	0.00%	
	Telecommunications	5.37%	
	Total	100.00%	
Industry Category (Moody's)	Automobiles	22.19%	
	Commercial Finance	6.85%	
	Consumer Finance	0.00%	
	Equipment Financing	3.43%	
	Diversified/Conglomerate Manufacturi	7.22%	
	Finance	0.07%	
	Leisure & Entertainment	0.00%	
	Telecommunications	5.37%	
	Mortgage Finance	54.87%	
	Total	100.00%	
	Asset Category (Fitch)	Auto Loans/Leases	
Bond Obligations		6.85%	
CMBS		3.27%	
Corporate Loans		21.23%	
Credit Cards		0.00%	
Equipment Leases		3.43%	
Other		0.07%	
RMBS		46.25%	
Total		100.00%	
Asset Category (Moody's)		Bonds	6.85%
	Auto Loans/Leases	18.90%	
	Corporate Loan	21.23%	
	Commercial Mortgages	3.27%	
	Credit Card Receivables	0.00%	
	Equipment Lease Receivables	3.43%	
	Other	0.07%	
	Residential Mortgage Loans	46.25%	
	Total	100.00%	

Assets - Details

		% of Participating Assets	
Listed/Non Listed	Listed	78.70%	
	Non-Listed	21.30%	
	Total	100.00%	
Asset Type	Participating Eligible Investment	0.06%	
	Rated ABS	71.85%	
	Rated Security	28.09%	
	Total	100.00%	
Asset Rating Fitch and / or Moody's	AAA(zaf) or equivalent	67.16%	
	AA+(zaf) or equivalent	5.08%	
	AA(zaf) or equivalent	2.91%	
	AA-(zaf) or equivalent	6.85%	
	Affirmation	17.94%	
	N/A	0.06%	
	Total	100.00%	