

## Notes in Issuance

Programme Limit	R 15,000,000,000
% Notes issued	38.80%
% Notes available for future issuance	61.20%
Total Notes Outstanding - Market Value	R 5,767,450,725
Total Notes Outstanding - Face Value	R 5,820,000,000
Largest daily issuance within reporting cycle - Face Value	R 775,000,000
Number of Series in Issue	27
Maximum Maturity allowed	364 days
Longest Remaining Maturity - Days	82 days
Shortest Remaining Maturity - Days	5 days
Average Maturity - Days	43 days
Conditions Precedent that prevent issue of Notes (Yes/No)	No
Ratings of Notes	Prime -1.za/F1+(zaf)

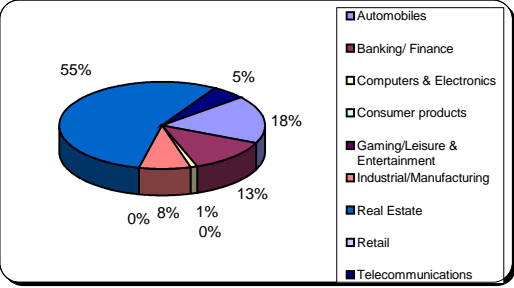
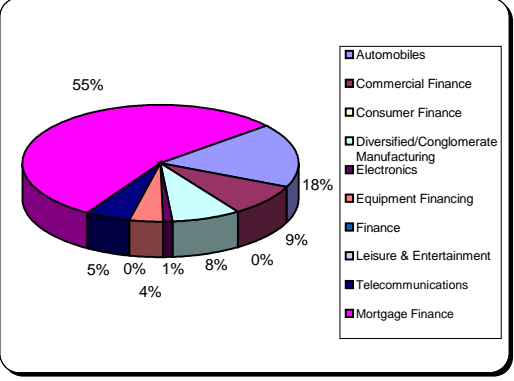
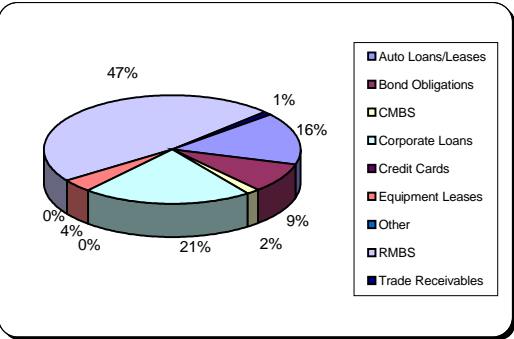
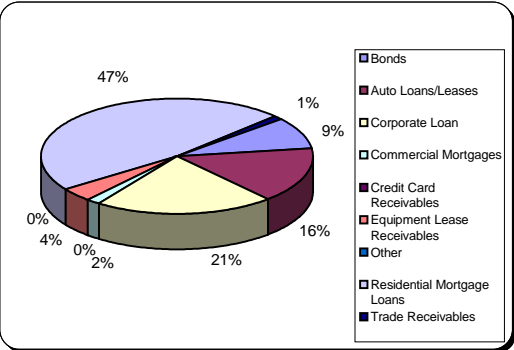
## Facilities

<b>Liquidity</b>	
Minimum Liquidity Commitment	R 5,824,200,000.00
Amount drawn down	Nil
<b>Programme Wide Credit Enhancement</b>	N/A
Programme Wide Credit Enhancement available	N/A
Programme Wide Credit Enhancement required	N/A
Programme Wide Credit Enhancement drawn down	N/A

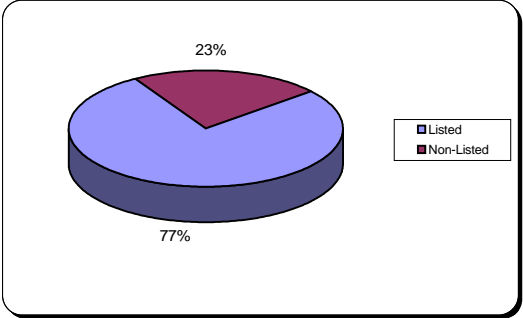
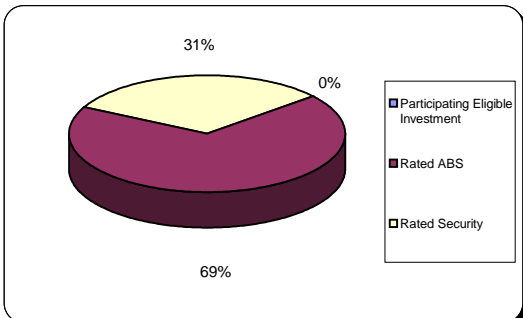
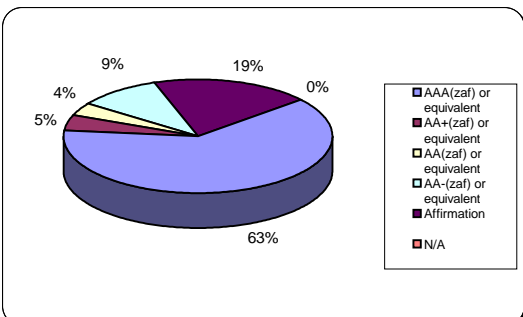
## Assets - General information

Total Assets - Book Value	R 5,764,059,761
Number of Assets in Program	
<i>Participating Eligible Investment</i>	1
<i>Rated Securities</i>	9
<i>Rated ABS</i>	34
Maximum Legal Maturity	35.57 Years
Expected Average Maturity	1.61 Years
Largest % of any Participating Asset (Principal Balance)	7.01%

**Assets - Details**

		% of Participating Assets	
<b>Industry Category (Fitch)</b>	Automobiles	17.82%	
	Banking/ Finance	12.68%	
	Computers & Electronics	1.09%	
	Consumer products	0.00%	
	Gaming/Leisure & Entertainment	0.00%	
	Industrial/Manufacturing	8.18%	
	Real Estate	54.93%	
	Retail	0.00%	
	Telecommunications	5.31%	
	<b>Total</b>	<b>100.00%</b>	
<b>Industry Category (Moody's)</b>	Automobiles	17.82%	
	Commercial Finance	8.77%	
	Consumer Finance	0.00%	
	Diversified/Conglomerate Manufacturing	8.18%	
	Electronics	1.09%	
	Equipment Financing	3.87%	
	Finance	0.04%	
	Leisure & Entertainment	0.00%	
	Telecommunications	5.31%	
	Mortgage Finance	54.93%	
<b>Total</b>	<b>100.00%</b>		
<b>Asset Category (Fitch)</b>	Auto Loans/Leases	15.57%	
	Bond Obligations	8.77%	
	CMBS	1.65%	
	Corporate Loans	21.46%	
	Credit Cards	0.00%	
	Equipment Leases	3.87%	
	Other	0.04%	
	RMBS	47.56%	
	Trade Receivables	1.09%	
<b>Total</b>	<b>100.00%</b>		
<b>Asset Category (Moody's)</b>	Bonds	8.77%	
	Auto Loans/Leases	15.57%	
	Corporate Loan	21.46%	
	Commercial Mortgages	1.65%	
	Credit Card Receivables	0.00%	
	Equipment Lease Receivables	3.87%	
	Other	0.04%	
	Residential Mortgage Loans	47.56%	
	Trade Receivables	1.09%	
<b>Total</b>	<b>100.00%</b>		

**Assets - Details**

		% of Participating Assets	
<b>Listed/Non Listed</b>	Listed	77.42%	
	Non-Listed	22.58%	
	<b>Total</b>	<b>100.00%</b>	
<b>Asset Type</b>	Participating Eligible Investment	0.04%	
	Rated ABS	68.65%	
	Rated Security	31.31%	
	<b>Total</b>	<b>100.00%</b>	
<b>Asset Rating Fitch and / or Moody's</b>	AAA(zaf) or equivalent	62.65%	
	AA+(zaf) or equivalent	4.53%	
	AA(zaf) or equivalent	3.72%	
	AA-(zaf) or equivalent	9.85%	
	Affirmation	19.21%	
	N/A	0.04%	
	<b>Total</b>	<b>100.00%</b>	