

Notes in Issuance

Programme Limit	R 15,000,000,000
% Notes issued	41.97%
% Notes available for future issuance	58.03%
Total Notes Outstanding - Market Value	R 6,238,331,208
Total Notes Outstanding - Face Value	R 6,296,000,000
Largest daily issuance within reporting cycle - Face Value	R 705,000,000
Number of Series in Issue	29
Maximum Maturity allowed	364 days
Longest Remaining Maturity - Days	174 days
Shortest Remaining Maturity - Days	1 day
Average Maturity - Days	45 days
Conditions Precedent that prevent issue of Notes (Yes/No)	No
Ratings of Notes	Prime -1.za/F1+(zaf)

Facilities

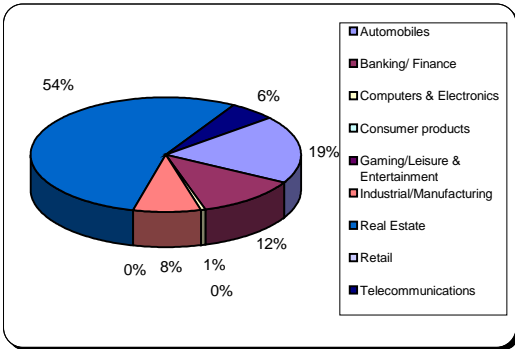
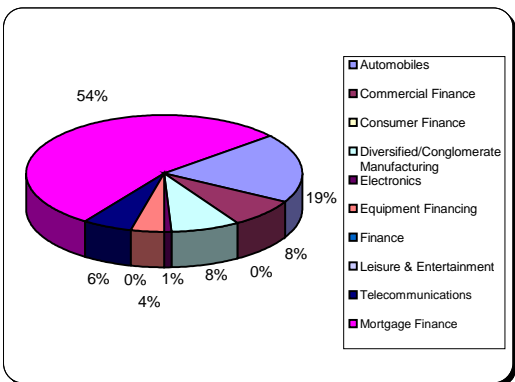
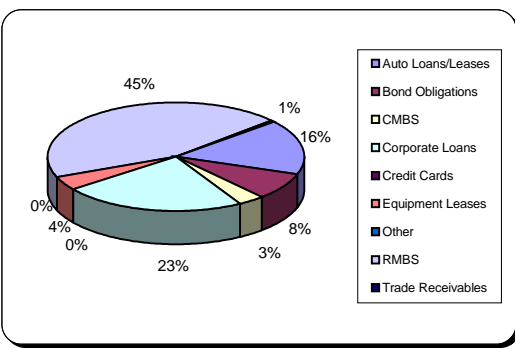
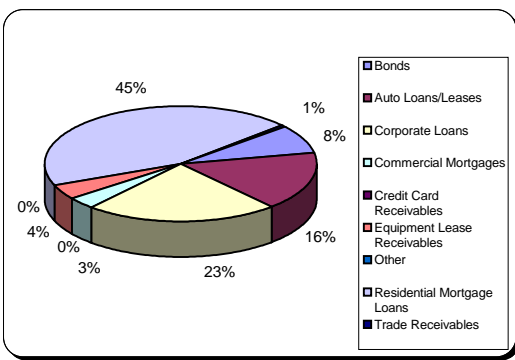
Liquidity	
Minimum Liquidity Commitment	R 6,300,700,000.00
Amount drawn down	Nil
Programme Wide Credit Enhancement	N/A
Programme Wide Credit Enhancement available	N/A
Programme Wide Credit Enhancement required	N/A
Programme Wide Credit Enhancement drawn down	N/A

Assets - General information

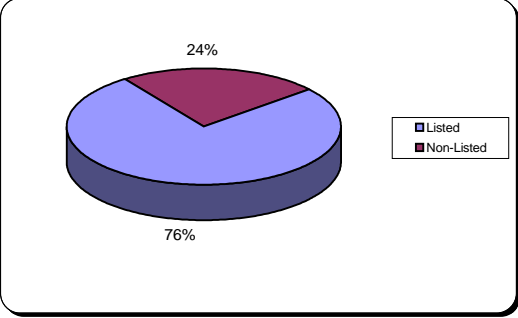
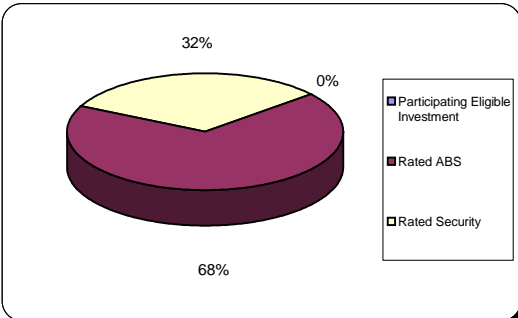
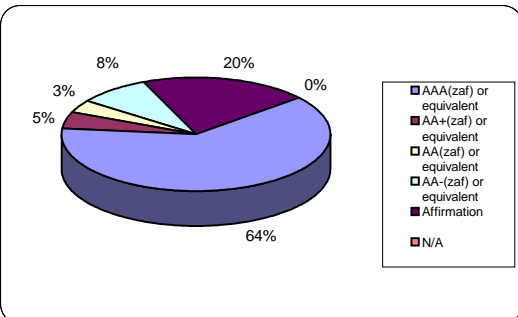
Total Assets - Book Value	R 6,208,394,648
Number of Assets in Program	
<i>Participating Eligible Investment</i>	1
<i>Rated Securities</i>	11
<i>Rated ABS</i>	36
Maximum Legal Maturity	35.82 Years
Expected Average Maturity	1.76 Years
Largest % of any Participating Asset (Principal Balance)	6.49%

Assets - Details

**% of
Participating
Assets**

Industry Category (Fitch)	Automobiles	19.19%	
	Banking/ Finance	12.20%	
	Computers & Electronics	0.63%	
	Consumer products	0.00%	
	Gaming/Leisure & Entertainment	0.00%	
	Industrial/Manufacturing	8.10%	
	Real Estate	54.20%	
	Retail	0.00%	
	Telecommunications	5.68%	
	Total	100.00%	
Industry Category (Moody's)	Automobiles	19.19%	
	Commercial Finance	8.11%	
	Consumer Finance	0.00%	
	Diversified/Conglomerate Manufacturing	8.10%	
	Electronics	0.63%	
	Equipment Financing	4.05%	
	Finance	0.04%	
	Leisure & Entertainment	0.00%	
	Telecommunications	5.68%	
	Mortgage Finance	54.20%	
	Total	100.00%	
Asset Category (Fitch)	Auto Loans/Leases	16.41%	
	Bond Obligations	8.11%	
	CMBS	3.37%	
	Corporate Loans	22.94%	
	Credit Cards	0.00%	
	Equipment Leases	4.05%	
	Other	0.04%	
	RMBS	44.45%	
	Trade Receivables	0.63%	
	Total	100.00%	
Asset Category (Moody's)	Bonds	8.11%	
	Auto Loans/Leases	16.41%	
	Corporate Loans	22.94%	
	Commercial Mortgages	3.37%	
	Credit Card Receivables	0.00%	
	Equipment Lease Receivables	4.05%	
	Other	0.04%	
	Residential Mortgage Loans	44.45%	
	Trade Receivables	0.63%	
	Total	100.00%	

Assets - Details

		% of Participating Assets	
Listed/Non Listed	Listed	76.40%	
	Non-Listed	23.60%	
	Total	100.00%	
Asset Type	Participating Eligible Investment	0.03%	
	Rated ABS	68.29%	
	Rated Security	31.68%	
	Total	100.00%	
Asset Rating Fitch and / or Moody's	AAA(zaf) or equivalent	62.74%	
	AA+(zaf) or equivalent	4.88%	
	AA(zaf) or equivalent	3.44%	
	AA-(zaf) or equivalent	8.74%	
	Affirmation	20.16%	
	N/A	0.04%	
	Total	100.00%	