

## Notes in Issuance

Programme Limit	R 15,000,000,000
% Notes issued	39.08%
% Notes available for future issuance	60.92%
Total Notes Outstanding - Market Value	R 5,794,709,362
Total Notes Outstanding - Face Value	R 5,862,000,000
Largest daily issuance within reporting cycle - Face Value	R 775,000,000
Number of Series in Issue	27
Maximum Maturity allowed	364 days
Longest Remaining Maturity - Days	113 days
Shortest Remaining Maturity - Days	1 day
Average Maturity - Days	55 days
Conditions Precedent that prevent issue of Notes (Yes/No)	No
Ratings of Notes	Prime -1.za/F1+(zaf)

## Facilities

<b>Liquidity</b>	
Minimum Liquidity Commitment	R 5,866,200,000.00
Amount drawn down	Nil
<b>Programme Wide Credit Enhancement</b>	N/A
Programme Wide Credit Enhancement available	N/A
Programme Wide Credit Enhancement required	N/A
Programme Wide Credit Enhancement drawn down	N/A

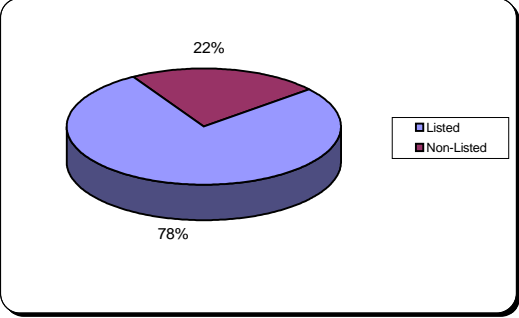
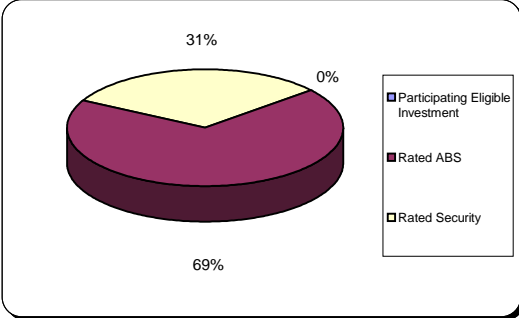
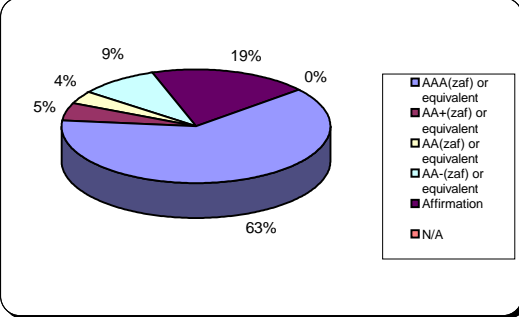
## Assets - General information

Total Assets - Book Value	R 5,750,848,858
Number of Assets in Program	
<i>Participating Eligible Investment</i>	1
<i>Rated Securities</i>	9
<i>Rated ABS</i>	34
Maximum Legal Maturity	35.66 Years
Expected Average Maturity	1.70 Years
Largest % of any Participating Asset (Principal Balance)	6.96%

**Assets - Details**

		% of Participating Assets	
<b>Industry Category (Fitch)</b>	Automobiles	18.37%	
	Banking/ Finance	12.67%	
	Computers & Electronics	0.68%	
	Consumer products	0.00%	
	Gaming/Leisure & Entertainment	0.00%	
	Industrial/Manufacturing	8.11%	
	Real Estate	54.90%	
	Retail	0.00%	
	Telecommunications	5.27%	
	<b>Total</b>	<b>100.00%</b>	
<b>Industry Category (Moody's)</b>	Automobiles	18.37%	
	Commercial Finance	8.70%	
	Consumer Finance	0.00%	
	Diversified/Conglomerate Manufacturing	8.11%	
	Electronics	0.68%	
	Equipment Financing	3.84%	
	Finance	0.13%	
	Leisure & Entertainment	0.00%	
	Telecommunications	5.27%	
	<b>Total</b>	<b>100.00%</b>	
<b>Asset Category (Fitch)</b>	Auto Loans/Leases	15.78%	
	Bond Obligations	8.70%	
	CMBS	1.64%	
	Corporate Loans	21.64%	
	Credit Cards	0.00%	
	Equipment Leases	3.84%	
	Other	0.13%	
	RMBS	47.59%	
	Trade Receivables	0.68%	
	<b>Total</b>	<b>100.00%</b>	
<b>Asset Category (Moody's)</b>	Bonds	8.70%	
	Auto Loans/Leases	15.78%	
	Corporate Loan	21.64%	
	Commercial Mortgages	1.64%	
	Credit Card Receivables	0.00%	
	Equipment Lease Receivables	3.84%	
	Other	0.13%	
	Residential Mortgage Loans	47.59%	
	Trade Receivables	0.68%	
	<b>Total</b>	<b>100.00%</b>	

**Assets - Details**

		% of Participating Assets	
<b>Listed/Non Listed</b>	Listed	77.55%	
	Non-Listed	22.45%	
	<b>Total</b>	<b>100.00%</b>	
<b>Asset Type</b>	Participating Eligible Investment	0.13%	
	Rated ABS	68.85%	
	Rated Security	31.02%	
	<b>Total</b>	<b>100.00%</b>	
<b>Asset Rating Fitch and / or Moody's</b>	AAA(zaf) or equivalent	62.90%	
	AA+(zaf) or equivalent	4.85%	
	AA(zaf) or equivalent	3.70%	
	AA-(zaf) or equivalent	9.37%	
	Affirmation	19.05%	
	N/A	0.13%	
	<b>Total</b>	<b>100.00%</b>	