

Notes in Issuance

Programme Limit	R 15,000,000,000
% Notes issued	50.01%
% Notes available for future issuance	49.99%
Total Notes Outstanding - Market Value	R 7,338,132,102
Total Notes Outstanding - Face Value	R 7,501,000,000
Largest daily issuance within reporting cycle - Face Value	R 923,000,000
Number of Series in Issue	32
Maximum Maturity allowed	364 days
Longest Remaining Maturity - Days	178 days
Shortest Remaining Maturity - Days	2 days
Average Maturity - Days	74 days
Conditions Precedent that prevent issue of Notes (Yes/No)	No
Ratings of Notes	Prime -1.za/F1+(zaf)

Facilities

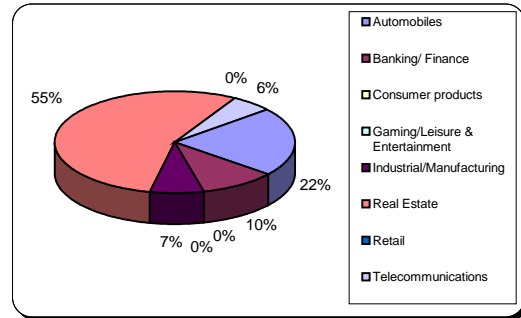
Liquidity	
Minimum Liquidity Commitment	R 7,506,100,000.00
Amount drawn down	Nil
Programme Wide Credit Enhancement	N/A
Programme Wide Credit Enhancement available	N/A
Programme Wide Credit Enhancement required	N/A
Programme Wide Credit Enhancement drawn down	N/A

Assets - General information

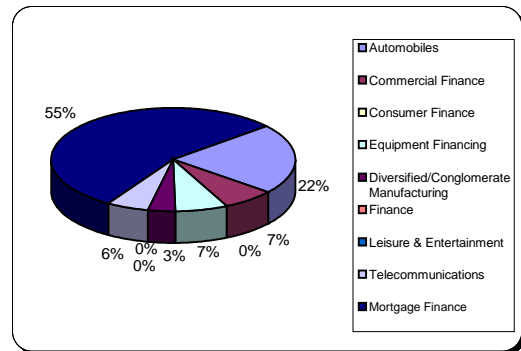
Total Assets - Book Value	R 7,340,287,313
Number of Assets in Program	
<i>Participating Eligible Investment</i>	1
<i>Rated Securities</i>	10
<i>Rated ABS</i>	43
Maximum Legal Maturity	36.41 Years
Expected Average Maturity	2.05 Years
Largest % of any Participating Asset (Principal Balance)	6.63%

Assets - Details
**% of
Participating
Assets**

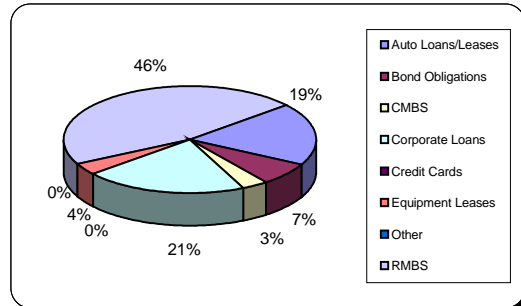
Industry Category (Fitch)	% of Participating Assets
Automobiles	21.87%
Banking/ Finance	10.39%
Consumer products	0.00%
Gaming/Leisure & Entertainment	0.00%
Industrial/Manufacturing	7.18%
Real Estate	55.14%
Retail	0.00%
Telecommunications	5.42%
Total	100.00%



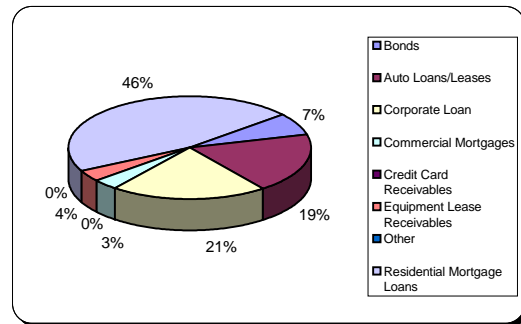
Industry Category (Moody's)	% of Participating Assets
Automobiles	21.87%
Commercial Finance	6.91%
Consumer Finance	0.00%
Equipment Financing	7.18%
Diversified/Conglomerate Manufacturing	3.46%
Finance	0.02%
Leisure & Entertainment	0.00%
Telecommunications	5.42%
Mortgage Finance	55.14%
Total	100.00%



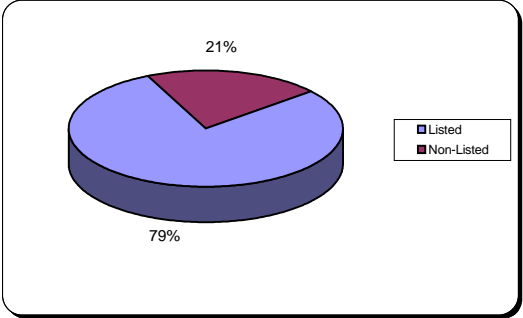
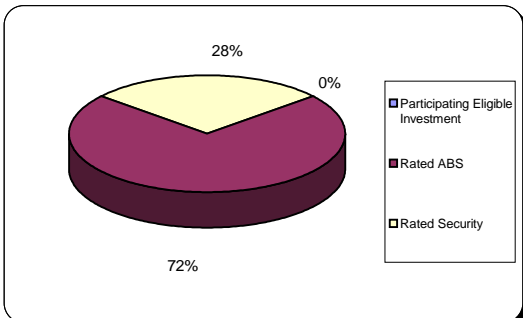
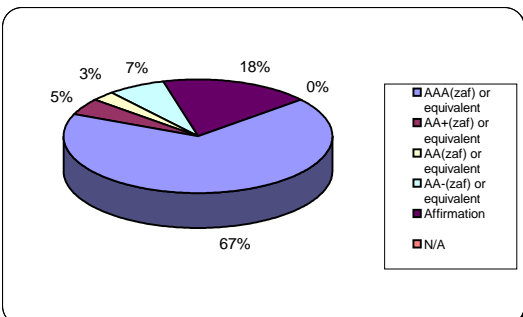
Asset Category (Fitch)	% of Participating Assets
Auto Loans/Leases	18.98%
Bond Obligations	6.91%
CMBS	3.30%
Corporate Loans	20.88%
Credit Cards	0.00%
Equipment Leases	3.46%
Other	0.02%
RMBS	46.45%
Total	100.00%



Asset Category (Moody's)	% of Participating Assets
Bonds	6.91%
Auto Loans/Leases	18.98%
Corporate Loan	20.88%
Commercial Mortgages	3.30%
Credit Card Receivables	0.00%
Equipment Lease Receivables	3.46%
Other	0.02%
Residential Mortgage Loans	46.45%
Total	100.00%



Assets - Details

		% of Participating Assets	
Listed/Non Listed	Listed	79.10%	
	Non-Listed	20.90%	
	Total	100.00%	
Asset Type	Participating Eligible Investment	0.02%	
	Rated ABS	72.19%	
	Rated Security	27.80%	
	Total	100.00%	
Asset Rating Fitch and / or Moody's	AAA(zaf) or equivalent	67.46%	
	AA+(zaf) or equivalent	4.68%	
	AA(zaf) or equivalent	2.93%	
	AA-(zaf) or equivalent	6.91%	
	Affirmation	18.00%	
	N/A	0.02%	
	Total	100.00%	